


Factsheet

January 2026

Navi Flexi Cap Fund



NAVI FLEXI CAP FUND

An open ended equity scheme investing across large, mid & small cap stocks

This product is suitable for investors who are seeking*

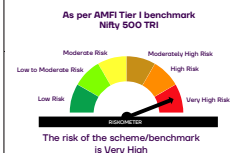
- Capital appreciation over the long term
- To generate capital appreciation by investing in equity and equity related instruments across large, mid & small cap stocks

*Investors should consult their financial advisers if in doubt about whether the product is suitable for them.

Scheme Riskometer



Benchmark Riskometer



Mutual Fund investments are subject to market risks, read all scheme related documents carefully.

Fund Manager: An employee of the asset management company such as a mutual fund or life insurer, who manages investments of the scheme. He is usually part of a larger team of fund managers and research analysts.

Application Amount for Fresh Subscription: This is the minimum investment amount for a new investor in a mutual fund scheme.

Minimum Additional Amount: This is the minimum investment amount for an existing investor in a mutual fund scheme.

Yield to Maturity: The Yield to Maturity or the YTM is the rate of return anticipated on a bond if held until maturity. YTM is expressed as an annual rate. The YTM factors in the bond's current market price, par value, coupon interest rate and time to maturity.

SIP: SIP or systematic investment plan works on the principle of making periodic investment of a fixed sum. It works similar to a recurring bank deposit. For instance, an investor may opt for an SIP that invests ₹500 every 15th of the month in an equity fund for a period of three years.

NAV: The NAV or the net asset value is the total asset value per unit of the mutual fund after deducting all related and permissible expenses. The NAV is calculated at the end of every business day. It is the value at which the investor enters or exits the mutual fund.

Index: A group of securities, usually a market index, whose performance is used as a standard or TRI to measure investment performance of mutual funds, among other investments. Some typical TRIs include the Nifty 50, Sensex 30, BSE200, BSE500, 10-year Gsec.

Note: SEBI, vide clause 10.4.1a of SEBI Master Circular on Mutual Funds dated June 27, 2024 has abolished entry load and mandated that the upfront commission to distributors will be paid by the investor directly to the distributor, based on his assessment of various factors including the service rendered by the distributor.

Exit Load: Exit load is charged at the time an investor redeems the units of a mutual fund. The exit load is deducted from the prevailing NAV at the time of redemption. For instance, if the NAV is ₹100 and the exit load is 1%, the redemption price would be ₹99 per unit.

Modified Duration: Modified duration is the price sensitivity and the percentage change in price for a unit change in yield.

Standard Deviation: Standard Deviation is a statistical measure of the range of an investment's performance. When a mutual fund has a high standard deviation, it means its range of performance is wide, implying greater volatility.

Sharpe Ratio: The Sharpe Ratio, named after its founder, the Nobel Laureate William Sharpe, is a measure of risk-adjusted returns. It is calculated using standard deviation and excess return to determine reward per unit of risk.

Beta: Beta is a measure of an investment's volatility vis-à-vis the market. Beta of less than 1 means that the security will be less volatile than the market. A beta of greater than 1 implies that the security's price will be more volatile than the market.

AUM: AUM or assets under management refers to the recent/ updated cumulative market value of investments managed by a mutual fund or any investment firm.

Holdings: The holdings or the portfolio is a mutual fund's latest or updated reported statement of investments/ securities. These are usually displayed in terms of percentage to net assets or the rupee value or both. The objective is to give investors an idea of where their money is being invested by the fund manager.

Nature of Scheme: The investment objective and underlying investments determine the nature of the mutual fund scheme. For instance, a mutual fund that aims at generating capital appreciation by investing in stock markets is an equity fund or growth fund. Likewise, a mutual fund that aims at capital preservation by investing in debt markets is a debt fund or income fund. Each of these categories may have sub-categories.

Rating Profile: Mutual funds invest in securities after evaluating their creditworthiness as disclosed by the ratings. A depiction of the mutual fund in various investments based on their ratings becomes the rating profile of the fund. Typically, this is a feature of debt funds.

Portfolio Turnover: Portfolio Turnover is a measure of how frequently assets within a fund are bought and sold by the managers.

R-Squared: R-Squared is a statistical measure that represents the percentage of a fund or security's movements that can be explained by movements in a TRI index.

Average Maturity: In a mutual fund containing debt securities, Average Maturity is the average amount of time until the debt securities mature.

Portfolio Yield: Portfolio Yield is computed by determining the cash flows for the portfolio and determining the interest rate that will make the present value of the cash flows equal to the market value of the portfolio.

Total Expense Ratio: Weighted Average i.e. Total Expense of the month / average Asset / number of days in month * days in a year.

Macaulay Duration

The Macaulay duration is the weighted average term to maturity of the cash flows from a bond. It is the measure of bonds sensitivity to interest rate changes. The weight of each cash flow is determined by dividing the present value of the cash flow by the price. Macaulay duration can be calculated:

$$\text{Macaulay Duration} = \frac{\sum_{t=1}^n \frac{t * C}{(1+y)^t} + \frac{n * M}{(1+y)^n}}{\text{Current Bond Price}}$$

Where:

t = respective time period

C = periodic coupon payment

y = periodic yield

n = total number of periods

M = maturity value

Current Bond Price = Present value of cash flows

Example Calculation

The calculation of Macaulay duration is straightforward. Assume there is a bond priced at ₹ 1,000 that pays a 6% coupon and matures in six years available at a Yield to Maturity (YTM) of 6%. The bond pays the coupon once a year, and pays the principal on the final payment. Given this, the following cash flows are expected over the next six years.

Cash Flow					
Year 1	Year 2	Year 3	Year 4	Year 5	Year 6
₹ 60	₹ 60	₹ 60	₹ 60	₹ 60	₹ 60

With the periods and the cash flows known, a discount factor must be calculated for each period. This is calculated as $1 / (1 + r)^n$, where r is the interest rate and n is the period number in question. Thus the discount factors would be,

Discount Factor					
Year 1	Year 2	Year 3	Year 4	Year 5	Year 6
0.9434	0.8900	0.8396	0.7921	0.7473	0.7050

Next, multiply the year's cash flow by the year number and by its corresponding discount factor to find the present value of the cash flow.

Period	Present value formula	Present Value
Year 1	1 * ₹ 60 * 0.9434	₹ 56.60
Year 2	2 * ₹ 60 * 0.8900	₹ 106.80
Year 3	3 * ₹ 60 * 0.8396	₹ 151.13
Year 4	4 * ₹ 60 * 0.7921	₹ 190.10
Year 5	5 * ₹ 60 * 0.7473	₹ 224.18
Year 6	6 * ₹ 1,060 * 0.7050	₹ 4,483.55

Sum these values = ₹ 5,212.36 = numerator Current Bond Price = sum of PV Cash Flows = $60 / (1 + 6\%)^1 + 60 / (1 + 6\%)^2 + \dots + 1060 / (1 + 6\%)^6 = ₹ 1,000$ = denominator Macaulay duration = ₹ 5,212.36 / ₹ 1,000 = 5.21 A coupon paying bond will always have its duration less than its time to maturity. In the example above, the duration of 5.21 years is less than the time to maturity of 6 years.

Sr No.	Name of existing scheme(s)	SEBI Classifications
A. Equity Schemes :		
1	Navi Flexi Cap Fund	Flexi Cap Fund
2	Navi Large & Midcap Fund	Large and Mid Cap Fund
3	Navi ELSS Tax Saver Fund	ELSS
B. Debt Scheme :		
4	Navi Liquid Fund	Liquid Fund
C. Hybrid Scheme :		
5	Navi Aggressive Hybrid Fund (earlier known as Navi Equity Hybrid Fund)	Aggressive Hybrid Fund

Statutory Details

Sponsor: Navi MF Sponsor Private Limited (Formerly known as Anmol Como Broking Private Limited)

Trustee: Navi Trustee Limited

CIN - U65990WB2009PLC134536

Investment Manager: Navi AMC Limited

CIN - U65990KA2009PLC165296

Toll free number if any: 1800 203 2131

Website: <https://navi.com/mutual-fund>

Email id for investor care: mf@navi.com

Navi Flexi Cap Fund

An open-ended equity scheme investing across large, mid & small cap stocks.



Investment Objective

To generate capital appreciation in the long term through equity investments by investing in a diversified portfolio of large cap, mid cap and small cap companies as defined by SEBI from time to time. There is no assurance that the investment objective of the scheme will be achieved.



Fund Manager

Mr. Ashutosh Shirwaikar is the Fund Manager from February 14, 2025. Mr. Ashutosh Shirwaikar manages 16 schemes.



Scheme Details

Inception Date (Date of Allotment): 9th July, 2018

Index: Nifty 500 TRI

Minimum Application Amount: ₹100/- and in multiples of ₹1/- thereafter

Load Structure: Exit Load : NIL

Asset Allocation Pattern: Equity and Equity Related Instruments: 65% to 100% Debt and Money Market Instruments: 0% to 35% InvTIs- 0% to 10%

Total Expense Ratio (TER)*: Regular Plan: 2.23% | Direct Plan: 0.56%

Portfolio Turnover Ratio (Times): 0.67

- Above TER includes additional expenses but excludes GST. For TER inclusive of GST please refer to page no. 13



Net Asset Value (NAV)

as on January 31, 2026

Scheme	NAV (in ₹)
Direct Plan - Dividend Option	26.0671
Direct Plan - Growth Option	26.3005
Direct Plan - Half Yearly Dividend Option	26.1002
Direct Plan - Monthly Dividend Option	26.0947
Direct Plan - Quarterly Dividend Option	26.1202
Direct Plan - Yearly Dividend Option	26.0995
Regular Plan - Dividend Option	22.6873
Regular Plan - Growth Option	22.6841
Regular Plan - Half Yearly Dividend Option	22.6876
Regular Plan - Monthly Dividend Option	22.6930
Regular Plan - Quarterly Dividend Option	22.6815
Regular Plan - Yearly Dividend Option	22.6846



Fund Size

(as on January 31, 2026)

AUM: ₹ 252.75 Crs | **Monthly Average AUM:** ₹ 257.95 Crs



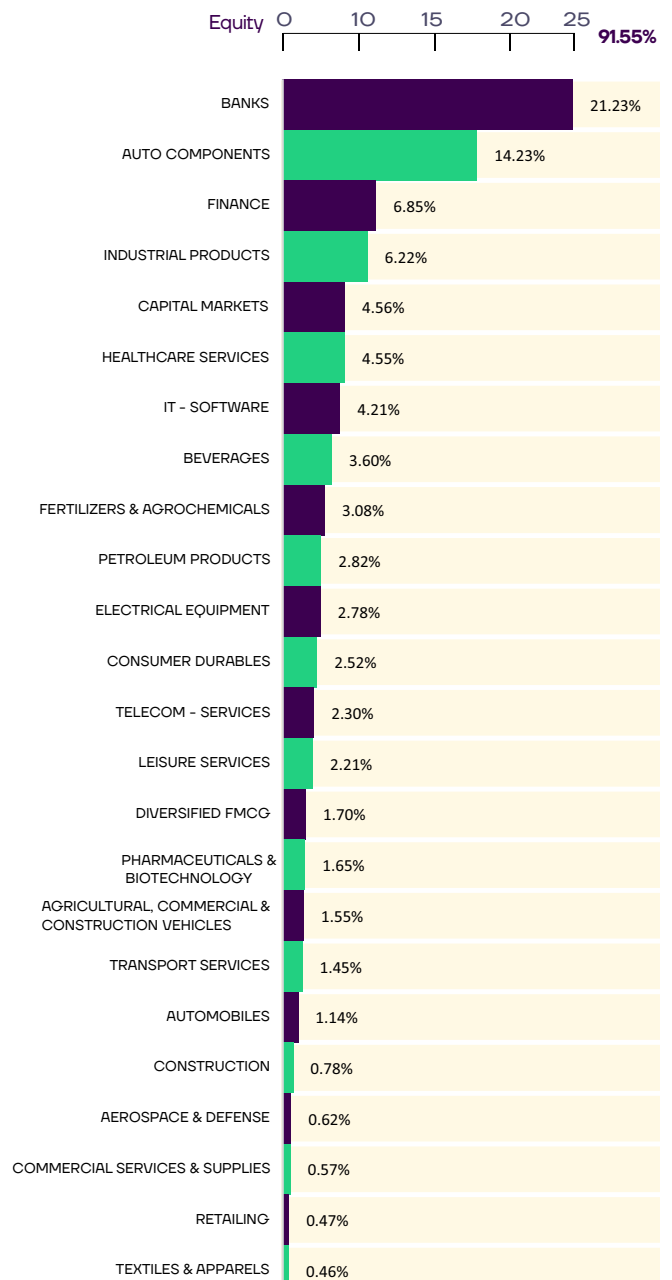
Risk Measures

(as on January 31, 2026)

Std.Dev: 12.7452 | **Beta:** 0.9182 | **Sharpe Ratio:** 0.7002

Std.Dev Index: 12.8914

Industry Allocation Equity (%)



Portfolio Holdings as on January 31, 2026

Portfolio Holdings	Sector/Rating	% of Net Assets	Portfolio Holdings	Sector/Rating	% of Net Assets
EQUITY SHARES		91.55%	LARSEN & TOUBRO LIMITED	CONSTRUCTION	0.78%
▲ HDFC BANK LIMITED	BANKS	4.83%	ACTION CONSTRUCTION EQUIPMENT LTD	AGRICULTURAL, COMMERCIAL & CONSTRUCTION VEHICLES	0.77%
▲ ICICI BANK LIMITED	BANKS	4.72%	HCL TECHNOLOGIES LIMITED	IT - SOFTWARE	0.67%
▲ AXIS BANK LIMITED	BANKS	4.58%	NARAYANA HRUDAYALAYA LIMITED	HEALTHCARE SERVICES	0.66%
▲ SANSEERA ENGINEERING LIMITED	AUTO COMPONENTS	3.57%	POWER FINANCE CORPORATION LIMITED	FINANCE	0.65%
▲ KOTAK MAHINDRA BANK LIMITED	BANKS	3.32%	ADITYA BIRLA CAPITAL LIMITED	FINANCE	0.64%
▲ SHRIRAM FINANCE LIMITED	FINANCE	3.01%	UNION BANK OF INDIA	BANKS	0.63%
▲ USHA MARTIN LTD	INDUSTRIAL PRODUCTS	2.85%	ZEN TECHNOLOGIES LIMITED	AEROSPACE & DEFENSE	0.62%
▲ VARUN BEVERAGES LIMITED	BEVERAGES	2.41%	HDFC ASSET MANAGEMENT COMPANY LIMITED	CAPITAL MARKETS	0.60%
▲ RELIANCE INDUSTRIES LIMITED	PETROLEUM PRODUCTS	2.37%	REDINGTON LIMITED	COMMERCIAL SERVICES & SUPPLIES	0.57%
▲ BHARTI AIRTEL LIMITED	TELECOM - SERVICES	2.30%	SENCO GOLD LIMITED	CONSUMER DURABLES	0.56%
SAMVARDHANA MOTHERSON INTERNATIONAL LTD	AUTO COMPONENTS	2.28%	TORRENT PHARMACEUTICALS LIMITED	PHARMACEUTICALS & BIOTECHNOLOGY	0.55%
BLS INTERNATIONAL SERVICES LIMITED	LEISURE SERVICES	2.21%	STATE BANK OF INDIA	BANKS	0.53%
S.J.S. ENTERPRISES LIMITED EQ	AUTO COMPONENTS	2.21%	360 ONE WAM LIMITED	CAPITAL MARKETS	0.52%
ASTRAL LIMITED	INDUSTRIAL PRODUCTS	2.13%	REC LIMITED	FINANCE	0.50%
CREDITACCESS GRAMEEN LIMITED	FINANCE	2.05%	INFO EDGE (INDIA) LIMITED	RETAILING	0.47%
APOLLO HOSPITALS ENTERPRISE LIMITED	HEALTHCARE SERVICES	1.79%	KEWAL KIRAN CLOTHING LTD	TEXTILES & APPARELS	0.46%
FIEM INDUSTRIES LTD	AUTO COMPONENTS	1.72%	PRICOL LIMITED	AUTO COMPONENTS	0.46%
ITC LIMITED	DIVERSIFIED FMCG	1.70%	GULF OIL LUBRICANTS INDIA LIMITED	PETROLEUM PRODUCTS	0.45%
UPL LIMITED	FERTILIZERS & AGROCHEMICALS	1.67%	PI INDUSTRIES LIMITED	FERTILIZERS & AGROCHEMICALS	0.44%
SKY GOLD AND DIAMONDS LIMITED	CONSUMER DURABLES	1.65%	C.E. INFO SYSTEMS LIMITED	IT - SOFTWARE	0.42%
TATA CONSULTANCY SERVICES LIMITED	IT - SOFTWARE	1.55%	MOTILAL OSWAL FINANCIAL SERVICES	CAPITAL MARKETS	0.42%
LUMAX INDUSTRIES LIMITED	AUTO COMPONENTS	1.54%	COMPUTER AGE MANAGEMENT SERVICES LIMITED	CAPITAL MARKETS	0.41%
ASK AUTOMOTIVE LIMITED	AUTO COMPONENTS	1.46%	CROMPTON GREAVES CONSUMER ELECTRICAL LTD	CONSUMER DURABLES	0.31%
YASH HIGHVOLTAGE LTD	ELECTRICAL EQUIPMENT	1.46%	NIPPON LIFE INDIA ASSET MANAGEMENT LTD	CAPITAL MARKETS	0.24%
INTERGLOBE AVIATION LIMITED	TRANSPORT SERVICES	1.45%	SUPREME INDUSTRIES LIMITED	INDUSTRIAL PRODUCTS	0.21%
BANK OF MAHARASHTRA	BANKS	1.43%	SUPRAJIT ENGINEERING LTD	AUTO COMPONENTS	0.17%
INFOSYS LIMITED	IT - SOFTWARE	1.43%	KPIT TECHNOLOGIES LIMITED	IT - SOFTWARE	0.14%
CANARA ROBECO MUTUAL FUND	CAPITAL MARKETS	1.35%	CERTIFICATE OF DEPOSITS		0.59%
SUZLON ENERGY LIMITED	ELECTRICAL EQUIPMENT	1.32%	AXIS BANK LIMITED	CRISIL A1+	0.59%
RAINBOW CHILDRENS MEDICARE LIMITED	HEALTHCARE SERVICES	1.19%	COMMERCIAL PAPERS		3.55%
THE FEDERAL BANK LIMITED	BANKS	1.19%	LIC HOUSING FINANCE LIMITED	CRISIL A1+	1.58%
UNITED SPIRITS LIMITED	BEVERAGES	1.19%	TIME TECHNOPLAST LIMITED	CRISIL A1+	0.99%
TATA MOTORS COMMERCIAL VEHICLES LIMITED	AUTOMOBILES	1.14%	HDFC SECURITIES LIMITED	CARE A1+	0.98%
SUN PHARMACEUTICAL INDUSTRIES LIMITED	PHARMACEUTICALS & BIOTECHNOLOGY	1.10%	NON-CONVERTIBLE DEBENTURE / ZCB		1.54%
POLYCAB INDIA LIMITED	INDUSTRIAL PRODUCTS	1.03%	TATA PROJECTS LTD.	IND AA	1.19%
ADITYA BIRLA SUN LIFE MUTUAL FUND	CAPITAL MARKETS	1.02%	MUTHOOT FINANCE LIMITED	CRISIL AA+	0.23%
DHANUKA AGRITECH LIMITED	FERTILIZERS & AGROCHEMICALS	0.97%	HDFC BANK LIMITED	CRISIL AAA	0.12%
INDEGENE LIMITED	HEALTHCARE SERVICES	0.91%	TREPS (including TBILL held as Collateral)/Reverse Repo Net Current Assets/Cash/Cash Equivalent		2.77%
UNO MINDA LIMITED	AUTO COMPONENTS	0.82%	Total		100.00%
ASHOK LEYLAND LIMITED	AGRICULTURAL, COMMERCIAL & CONSTRUCTION VEHICLES	0.78%			

*Top 10 Holdings

Performance as on January 31, 2026

Period	Navi Flexi Cap Fund - Regular Growth	NIFTY 500 TRI@	NIFTY 50 TRI@	Navi Flexi Cap Fund - Direct Growth	NIFTY 500 TRI@	NIFTY 50 TRI@
1 Year CAGR %	5.22%	8.00%	9.00%	7.09%	8.00%	9.00%
3 Years CAGR %	12.49%	16.72%	14.08%	14.55%	16.72%	14.08%
5 Years CAGR %	13.85%	16.52%	14.52%	16.00%	16.52%	14.52%
Since Inception CAGR %	11.43%	13.99%	13.17%	13.63%	13.99%	13.17%
Current Value of investment if ₹ 10000/- was invested on Inception date (in ₹)	22,685.10	26,937.95	25,508.88	26,300.50	26,937.95	25,508.88
Current Value of investment if ₹ 10000/- was invested 1 Year Ago	10,520.38	10,797.81	10,897.43	10,706.67	10,797.81	10,897.43
Current Value of investment if ₹ 10000/- was invested 3 Years Ago	14,235.75	15,902.41	14,848.13	15,032.29	15,902.41	14,848.13
Current Value of investment if ₹ 10000/- was invested 5 Years Ago	19,138.70	21,492.59	19,714.03	21,018.37	21,492.59	19,714.03

*In case, the start date or the end date of the concerned period is a non-business day, the NAV of the previous business day is considered for computation of returns. Past performance may or may not be sustained in future. The Direct Plan has a lower expense ratio as compared to the Regular/ Other than Direct Plan to the extent of distribution expenses, commission, etc. and no commission or distribution expenses for distribution of Units or distribution expenses are paid / charged under the Direct Plan. Standard TRIs prescribed are as per the applicable circular by SEBI. The performance of the Scheme is benchmarked to the Total Return variant of the Index TRI. @ - Benchmark @@ - Additional Benchmark.

SIP Returns

SIP Tenure (in Years)	1 Year	3 Years	5 Years	Since Inception
Investment Amount	10,000	10,000	10,000	10,000
Total No. of Installments	12	36	60	90
Total Amount Invested (in ₹)	120,000	360,000	600,000	900,000
Present Value (in ₹)	1,23,056	4,00,739	7,64,113	14,33,653
Nifty 500 TRI	1,23,699	4,24,937	8,31,498	16,33,313
Total No. Units	5,425	17,665	33,683	63,198
Yield (%)	4.77	7.09	9.61	12.16

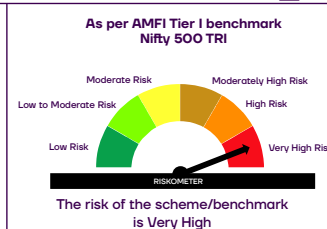
SIP date every 1st business day of the month

SIP Returns are for regular plan. Past performance may or may not be sustained in the future. Assuming ₹10,000 invested systematically on the first Business Day of every month over a period of time. Load is not taken into consideration for computation of performance. The above investment simulation is for illustrative purpose only and should not be construed as a promise on minimum returns and safeguard of capital. The AMC/Mutual Fund is not guaranteeing or promising or forecasting any returns. SIP does not assure a profit or guarantee protection against a loss in a declining market.

This Product Is Suitable For Investors Who Are Seeking[^]

- Capital appreciation over the long term
- To generate capital appreciation by investing in equity and equity related instruments across large, mid & small cap stocks

[^] Investors should consult their financial advisers if in doubt about whether the product is suitable for them.



Navi Large & Midcap Fund

An open-ended equity scheme investing in both large cap and mid cap stocks



Investment Objective

The investment objective of the scheme is to generate capital appreciation over medium to long-term by investing in equity and equity related securities of mid cap companies and large cap companies. There is no assurance that the investment objective of the scheme will be achieved.



Fund Manager

Mr. Ashutosh Shirwaikar is the Fund Manager from February 14, 2025. Mr. Ashutosh Shirwaikar manages 16 schemes.



Scheme Details

Inception Date (Date of Allotment): 07th December, 2015

Index: Nifty Large Midcap 250 TRI

Minimum Application Amount: ₹100/- and in multiples of ₹1/- thereafter

Load Structure: Exit Load : NIL

Asset Allocation Pattern: Equity and Equity related Instruments of

Large Cap Companies : 35% to 65%

Equity and Equity related Instruments of

Mid Cap Companies : 35% to 65%

Other Equity & Equity related instruments: 0% to 30%

Debt and Money Market Instruments: 0% to 30%

Investment in InvITs : 0% to 10%

Total Expense Ratio (TER)[#]: Regular Plan: 2.26% | Direct Plan: 0.52%

Portfolio Turnover Ratio (Times): 0.68

- Above TER includes additional expenses but excludes GST. For TER inclusive of GST please refer to page no. 13

Expense structure for Direct & Regular Plan may vary.



Net Asset Value (NAV)

as on January 31, 2026

Scheme	NAV (in ₹)
Direct Plan - Dividend Option	41.1503
Direct Plan - Growth Option	41.6519
Direct Plan - Half Yearly Dividend Option	41.0454
Direct Plan - Yearly Dividend Option	41.0094
Regular Plan - Dividend Option	34.4989
Regular Plan - Growth Option	34.5031
Regular Plan - Half Yearly Dividend Option	34.5116
Regular Plan - Yearly Dividend Option	35.4863



Fund Size

(as on January 31, 2026)

AUM: ₹ 301.72 Crs | **Monthly Average AUM:** ₹ 30745 Crs



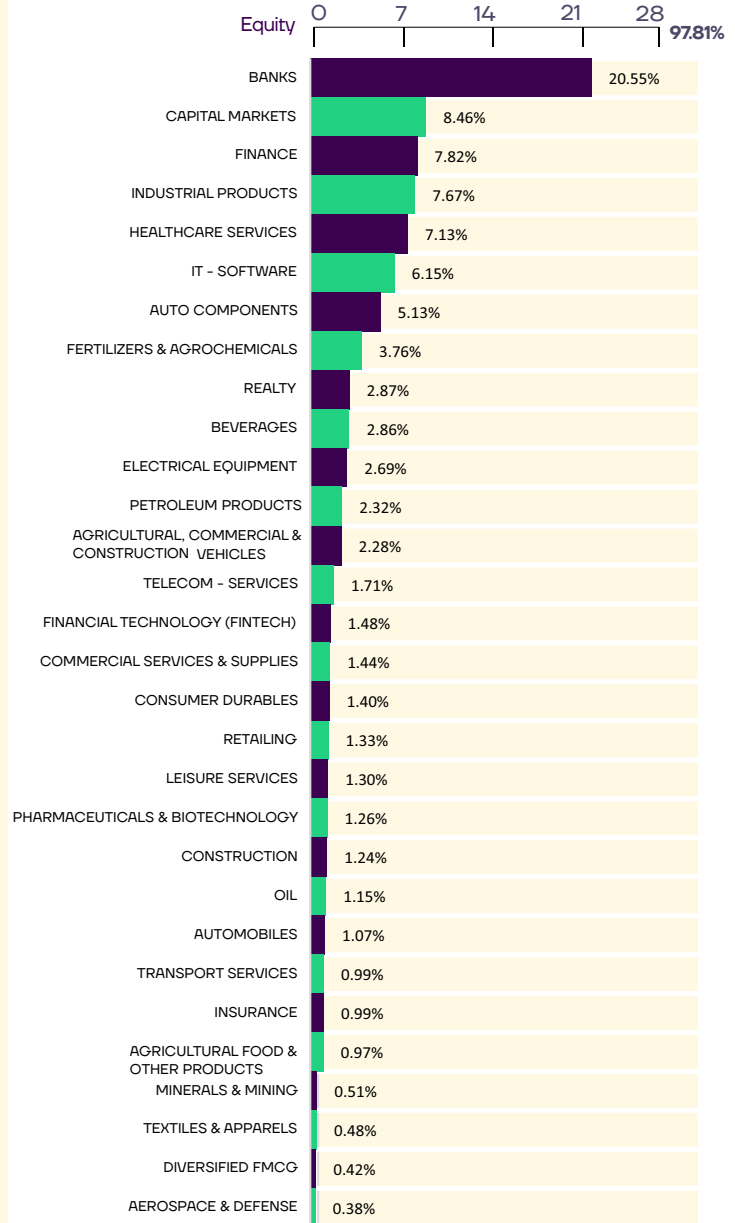
Risk Measures

(as on January 31, 2026)

Std.Dev: 13.8528 | **Beta:** 0.9534 | **Sharpe Ratio:** 0.6753

Std.Dev Index: 13.4816

Industry Allocation Equity (%)



Portfolio Holdings as on January 31, 2026

Portfolio Holdings	Sector	% of Net Assets	Portfolio Holdings	Sector	% of Net Assets
EQUITY SHARES		97.81%	MARICO LIMITED	AGRICULTURAL FOOD & OTHER PRODUCTS	0.97%
* HDFC BANK LIMITED	BANKS	3.78%	PRESTIGE ESTATES PROJECTS LIMITED	REALTY	0.94%
* AXIS BANK LIMITED	BANKS	3.45%	COFORGE LIMITED	IT - SOFTWARE	0.93%
* THE FEDERAL BANK LIMITED	BANKS	3.27%	KEI INDUSTRIES LIMITED	INDUSTRIAL PRODUCTS	0.93%
* UPL LIMITED	FERTILIZERS & AGROCHEMICALS	3.27%	OBEROI REALTY LIMITED	REALTY	0.91%
* ASTRAL LIMITED	INDUSTRIAL PRODUCTS	3.06%	TATA CONSULTANCY SERVICES LIMITED	IT - SOFTWARE	0.86%
* NIPPON LIFE INDIA ASSET MANAGEMENT LTD	CAPITAL MARKETS	2.76%	HOUSING & URBAN DEVELOPMENT CORP. LTD.	FINANCE	0.85%
* KOTAK MAHINDRA BANK LIMITED	BANKS	2.74%	ACTION CONSTRUCTION EQUIPMENT LTD	AGRICULTURAL, COMMERCIAL & CONSTRUCTION VEHICLES	0.82%
* ICICI BANK LIMITED	BANKS	2.35%	BAJAJ FINANCE LIMITED	FINANCE	0.77%
* BANK OF MAHARASHTRA	BANKS	2.30%	REC LIMITED	FINANCE	0.69%
* SHRIRAM FINANCE LIMITED	FINANCE	2.06%	ADITYA BIRLA CAPITAL LIMITED	FINANCE	0.68%
STATE BANK OF INDIA	BANKS	2.00%	UNION BANK OF INDIA	BANKS	0.66%
APOLLO HOSPITALS ENTERPRISE LIMITED	HEALTHCARE SERVICES	1.85%	CUMMINS INDIA LIMITED	INDUSTRIAL PRODUCTS	0.61%
RELIANCE INDUSTRIES LIMITED	PETROLEUM PRODUCTS	1.83%	MAX HEALTHCARE INSTITUTE LIMITED	HEALTHCARE SERVICES	0.60%
INFOSYS LIMITED	IT - SOFTWARE	1.80%	AJANTA PHARMA LIMITED	PHARMACEUTICALS & BIOTECHNOLOGY	0.55%
SAMVARDHANA MOTHERSON INTERNATIONAL LTD	AUTO COMPONENTS	1.78%	ADITYA BIRLA SUN LIFE MUTUAL FUND	CAPITAL MARKETS	0.53%
BHARTI AIRTEL LIMITED	TELECOM - SERVICES	1.71%	FORTIS HEALTHCARE LIMITED	HEALTHCARE SERVICES	0.52%
VARUN BEVERAGES LIMITED	BEVERAGES	1.64%	HCL TECHNOLOGIES LIMITED	IT - SOFTWARE	0.52%
360 ONE WAM LIMITED	CAPITAL MARKETS	1.54%	MAHINDRA & MAHINDRA FINANCIAL SERV. LTD.	FINANCE	0.52%
PB FINTECH LIMITED	FINANCIAL TECHNOLOGY (FINTECH)	1.48%	SUNDARAM FINANCE LIMITED	FINANCE	0.52%
ESCORTS KUBOTA LIMITED	AGRICULTURAL, COMMERCIAL & CONSTRUCTION VEHICLES	1.46%	NMDC LIMITED	MINERALS & MINING	0.51%
REDINGTON LIMITED	COMMERCIAL SERVICES & SUPPLIES	1.44%	SIEMENS LIMITED	ELECTRICAL EQUIPMENT	0.51%
USHA MARTIN LTD	INDUSTRIAL PRODUCTS	1.42%	COROMANDEL INTERNATIONAL LIMITED	FERTILIZERS & AGROCHEMICALS	0.49%
INDEGENE LIMITED	HEALTHCARE SERVICES	1.38%	GULF OIL LUBRICANTS INDIA LIMITED	PETROLEUM PRODUCTS	0.49%
UNO MINDA LIMITED	AUTO COMPONENTS	1.37%	ASK AUTOMOTIVE LIMITED	AUTO COMPONENTS	0.48%
INFO EDGE (INDIA) LIMITED	RETAILING	1.33%	KEWAL KIRAN CLOTHING LTD	TEXTILES & APPARELS	0.48%
BLS INTERNATIONAL SERVICES LIMITED	LEISURE SERVICES	1.30%	POWER FINANCE CORPORATION LIMITED	FINANCE	0.48%
CREDITACCESS GRAMEEN LIMITED	FINANCE	1.25%	COMPUTER AGE MANAGEMENT SERVICES LTD	CAPITAL MARKETS	0.46%
LARSEN & TOUBRO LIMITED	CONSTRUCTION	1.24%	POLYCAB INDIA LIMITED	INDUSTRIAL PRODUCTS	0.46%
UNITED SPIRITS LIMITED	BEVERAGES	1.22%	CANARA ROBECO MUTUAL FUND	CAPITAL MARKETS	0.45%
APL APOLLO TUBES LIMITED	INDUSTRIAL PRODUCTS	1.19%	SUN PHARMACEUTICAL INDUSTRIES LIMITED	PHARMACEUTICALS & BIOTECHNOLOGY	0.45%
RAINBOW CHILDRENS MEDICARE LIMITED	HEALTHCARE SERVICES	1.19%	MOTILAL OSWAL FINANCIAL SERVICES	CAPITAL MARKETS	0.44%
HDFC ASSET MANAGEMENT COMPANY LTD	CAPITAL MARKETS	1.17%	C.E. INFO SYSTEMS LIMITED	IT - SOFTWARE	0.42%
NARAYANA HRUDAYALAYA LIMITED	HEALTHCARE SERVICES	1.17%	GLOBAL HEALTH LIMITED	HEALTHCARE SERVICES	0.42%
OIL INDIA LIMITED	OIL	1.15%	ITC LIMITED	DIVERSIFIED FMCG	0.42%
SKY GOLD AND DIAMONDS LIMITED	CONSUMER DURABLES	1.14%	PERSISTENT SYSTEMS LTD	IT - SOFTWARE	0.40%
SANSERA ENGINEERING LIMITED	AUTO COMPONENTS	1.12%	ZEN TECHNOLOGIES LIMITED	AEROSPACE & DEFENSE	0.38%
BSE LTD	CAPITAL MARKETS	1.11%	EUREKA FORBES LTD	CONSUMER DURABLES	0.26%
YASH HIGHVOLTAGE LTD	ELECTRICAL EQUIPMENT	1.11%	TORRENT PHARMACEUTICALS LIMITED	PHARMACEUTICALS & BIOTECHNOLOGY	0.26%
BHARAT HEAVY ELECTRICALS LIMITED	ELECTRICAL EQUIPMENT	1.07%	MPHASIS LIMITED	IT - SOFTWARE	0.23%
MAHINDRA & MAHINDRA LIMITED	AUTOMOBILES	1.07%	FIEM INDUSTRIES LTD	AUTO COMPONENTS	0.22%
THE PHOENIX MILLS LIMITED	REALTY	1.02%	LUMAX INDUSTRIES LIMITED	AUTO COMPONENTS	0.16%
INTERGLOBE AVIATION LIMITED	TRANSPORT SERVICES	0.99%			
LTIMINDTREE LTD	IT - SOFTWARE	0.99%			
MAX FINANCIAL SERVICES LIMITED	INSURANCE	0.99%			
			TREPS (including TBILL held as Collateral)/ Reverse Repo/Net Current Assets/Cash/Cash Equivalent		2.19%
			Total		100.00%

*Top 10 Holdings

Performance as on January 31, 2026

	Navi Large & Midcap Fund- Regular Growth	NIFTY Large Midcap 250 TRI *@	NIFTY 50 TRI@	Navi Large & Midcap Fund Direct Growth	NIFTY Large Midcap 250 TRI*@	
1 Year CAGR %	2.53%	9.01%	9.00%	4.41%	9.01%	9.00%
3 Years CAGR %	12.76%	19.34%	14.08%	14.88%	19.34%	14.08%
5 Years CAGR %	15.35%	18.98%	14.52%	17.59%	18.98%	14.52%
10 Years CAGR %	13.18%	16.64%	14.23%	15.30%	16.64%	14.23%
Since Inception CAGR %	12.97%	15.89%	13.72%	15.08%	15.89%	13.72%
Current Value of investment if ₹10000/- was invested on Inception date (in ₹)	34,505.10	44,699.98	36,903.41	41,652.40	44,699.98	36,903.41
Current Value of investment if ₹10000/- was invested 1 Year Ago	10,252.53	10,898.32	10,897.43	10,439.93	10,898.32	10,897.43
Current Value of investment if ₹10000/- was invested 3 Years Ago	14,338.65	16,997.39	14,848.13	15,162.54	16,997.39	14,848.13
Current Value of investment if ₹10000/- was invested 5 Years Ago	20,434.51	23,870.68	19,714.03	22,499.00	23,870.68	19,714.03
Current Value of investment if ₹10000/- was invested 10 Years Ago	34,547.25	46,680.20	37,878.00	41,574.24	46,680.20	37,878.00

*In case, the start date or the end date of the concerned period is a non-business day, the NAV of the previous business day is considered for computation of returns. Past performance may or may not be sustained in future. The Direct Plan has a lower expense ratio as compared to the Regular/ Other than Direct Plan to the extent of distribution expenses, commission, etc. and no commission or distribution expenses for distribution of Units or distribution expenses are paid / charged under the Direct Plan. Standard TRIs prescribed are as per the applicable circular by SEBI. The performance of the Scheme is benchmarked to the Total Return variant of the Index TRI. @- Benchmark @-Additional Benchmark.

SIP Returns

SIP Tenure (in Years)	1 Year	3 Years	5 Years	Since Inception
Investment Amount	10,000	10,000	10,000	10,000
Total No. of Installments	12	36	60	121
Total Amount Invested (in ₹)	120,000	360,000	600,000	12,10,000
Present Value (in ₹)	1,20,517	3,98,711	7,64,342	23,19,867
Nifty Large Mid cap 250 TRI	1,24,697	4,35,948	8,75,774	29,10,086
Total No. Units	3,493	11,555	22,152	67,233
Yield (%)	0.80	6.75	9.62	12.39

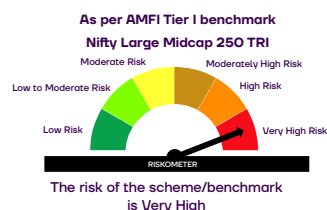
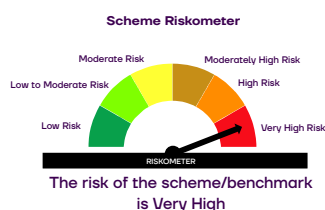
SIP date every 1st business day of the month

SIP Returns are for regular plan. Past performance may or may not be sustained in the future. Assuming ₹10,000 invested systematically on the first Business Day of every month over a period of time. Load is not taken into consideration for computation of performance. The above investment simulation is for illustrative purpose only and should not be construed as a promise on minimum returns and safeguard of capital. The AMC/Mutual Fund is not guaranteeing or promising or forecasting any returns. SIP does not assure a profit or guarantee protection against a loss in a declining market.

This Product Is Suitable For Investors Who Are Seeking[^]

- Capital appreciation over medium to long term
- Investing in equity and equity related securities of mid cap companies & large cap companies.

[^] Investors should consult their financial advisers if in doubt about whether the product is suitable for them.



Navi Aggressive Hybrid Fund

An open ended hybrid scheme investing predominantly in equity and equity related instruments.



Investment Objective

The investment objective of the scheme is to provide periodic returns and capital appreciation over a long period of time, by predominantly investing in equity related instruments. There is no assurance that the investment objective of the scheme will be achieved.



Fund Manager

Equity Portion:

Mr. Ashutosh Shirwaikar is the Fund Manager from February 14, 2025. Mr. Ashutosh Shirwaikar manages 16 schemes.

Debt Portion: Mr. Tanmay Sethi is managing this fund w.e.f. 1st February, 2024.

Mr. Tanmay Sethi manages 2 schemes



Scheme Details

Inception Date (Date of Allotment): 30th April, 2018

Index: CRISIL Hybrid 35+65-Aggressive TRI

Minimum Application Amount: ₹100/- and in multiples of ₹1/- thereafter

Load Structure: Exit Load : NIL

Asset Allocation Pattern: Equity and equity related Instruments 65% to 80%, Debt and Money Market Instruments: 20% to 35% Investment in InvITs : 0% to 10%

Total Expense Ratio (TER)*: Regular Plan: 2.27% | Direct Plan: 0.54%

Portfolio Turnover Ratio (Times): 0.74

- Above TER includes additional expenses but excludes GST. For TER inclusive of GST please refer to page no. 13

Expense structure for Direct & Regular Plan may vary.



Net Asset Value (NAV)

as on January 31, 2026

Scheme	NAV (in ₹)
Direct Plan - Dividend Option	23.2400
Direct Plan - Growth Option	23.3433
Direct Plan - Half Yearly Dividend Option	23.2402
Direct Plan - Monthly Dividend Option	23.2386
Direct Plan - Quarterly Dividend Option	23.2390
Direct Plan - Yearly Dividend Option	23.2433
Regular Plan - Dividend Option	20.3067
Regular Plan - Growth Option	20.3055
Regular Plan - Half Yearly Dividend Option	20.3182
Regular Plan - Monthly Dividend Option	20.3050
Regular Plan - Quarterly Dividend Option	20.3056
Regular Plan - Yearly Dividend Option	20.3031



Fund Size (as on January 31, 2026)

AUM: ₹ 110.47 Crs | **Monthly Average AUM:** ₹ 113.10 Crs

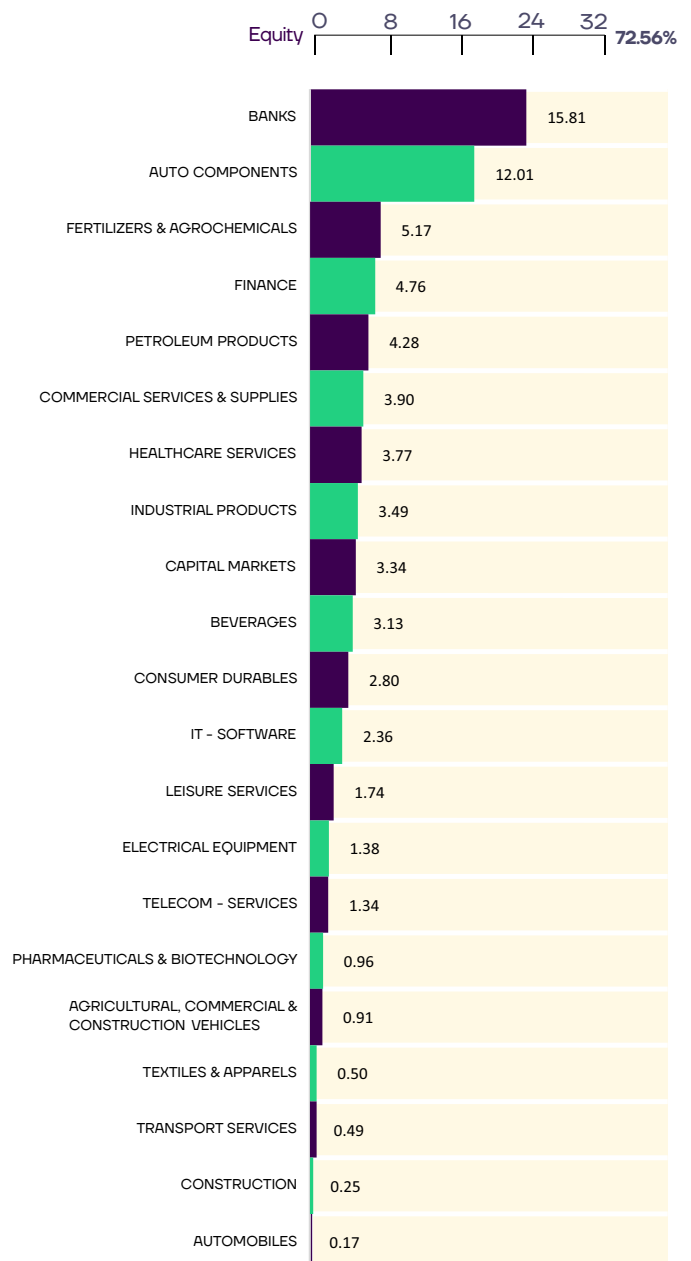
Maturity Profile (% weightage)

BELOW_OR_EQUAL_TO_50_DAYS	18.52%
BELOW_90_DAYS	5.28%
BELOW_1_YEAR	2.25%
Cash & Cash Equivalent	1.39%

Debt Quants

Portfolio Yield	7.22
Avg Mat. (yrs)	0.10
Macaulay Duration(Yrs)	0.09
Modified Duration (Yrs)	0.09

Industry Allocation Equity (%)



Risk Measures

(as on January 31, 2026)

Std.Dev: 9.3860 | **Beta:** 1.0639 | **Sharpe Ratio:** 0.8783

Std.Dev Index: 7.6809

Portfolio Holdings as on January 31, 2026

Portfolio Holdings	Sector	% of Net Assets	Portfolio Holdings	Sector	% of Net Assets
EQUITY SHARES					
* AXIS BANK LIMITED	BANKS	4.83%	360 ONE WAM LIMITED	CAPITAL MARKETS	0.56%
* UPL LIMITED	FERTILIZERS & AGROCHEMICALS	4.28%	REC LIMITED	FINANCE	0.54%
* HDFC BANK LIMITED	BANKS	3.95%	KEWAL KIRAN CLOTHING LTD	TEXTILES & APPARELS	0.50%
* REDINGTON LIMITED	COMMERCIAL SERVICES & SUPPLIES	3.90%	ASHOK LEYLAND LIMITED	AGRICULTURAL, COMMERCIAL & CONSTRUCTION VEHICLES	0.49%
* RELIANCE INDUSTRIES LIMITED	PETROLEUM PRODUCTS	3.79%	GULF OIL LUBRICANTS INDIA LIMITED	PETROLEUM PRODUCTS	0.49%
* KOTAK MAHINDRA BANK LIMITED	BANKS	3.22%	INTERGLOBE AVIATION LIMITED	TRANSPORT SERVICES	0.49%
* SANSEERA ENGINEERING LIMITED	AUTO COMPONENTS	3.20%	C.E. INFO SYSTEMS LIMITED	IT - SOFTWARE	0.48%
* USHA MARTIN LTD	INDUSTRIAL PRODUCTS	3.12%	COMPUTER AGE MANAGEMENT SERVICES LTD	CAPITAL MARKETS	0.47%
* CREDITACCESS GRAMEEN LIMITED	FINANCE	2.38%	DHANUKA AGRITECH LIMITED	FERTILIZERS & AGROCHEMICALS	0.46%
* ICICI BANK LIMITED	BANKS	2.19%	JIO FINANCIAL SERVICES LIMITED	FINANCE	0.46%
VARUN BEVERAGES LIMITED	BEVERAGES	2.02%	PI INDUSTRIES LIMITED	FERTILIZERS & AGROCHEMICALS	0.43%
INDEGENE LIMITED	HEALTHCARE SERVICES	1.76%	ACTION CONSTRUCTION EQUIPMENT LTD	AGRICULTURAL, COMMERCIAL & CONSTRUCTION VEHICLES	0.42%
BLS INTERNATIONAL SERVICES LIMITED	LEISURE SERVICES	1.67%	NIPPON LIFE INDIA ASSET MANAGEMENT LTD	CAPITAL MARKETS	0.28%
SESCO GOLD LIMITED	CONSUMER DURABLES	1.59%	LARSEN & TOUBRO LIMITED	CONSTRUCTION	0.25%
ASK AUTOMOTIVE LIMITED	AUTO COMPONENTS	1.55%	SAMVARDHANA MOTHERSON INTERNATIONAL LTD	AUTO COMPONENTS	0.25%
SUPRAJIT ENGINEERING LTD	AUTO COMPONENTS	1.46%	ASTRAL LIMITED	INDUSTRIAL PRODUCTS	0.23%
FIEM INDUSTRIES LTD	AUTO COMPONENTS	1.38%	TATA MOTORS COMMERCIAL VEHICLES LIMITED	AUTOMOBILES	0.17%
YASH HIGHVOLTAGE LTD	ELECTRICAL EQUIPMENT	1.38%	SUPREME INDUSTRIES LIMITED	INDUSTRIAL PRODUCTS	0.14%
BHARTI AIRTEL LIMITED	TELECOM - SERVICES	1.34%	JUBILANT FOODWORKS LIMITED	LEISURE SERVICES	0.07%
RAINBOW CHILDRENS MEDICARE LIMITED	HEALTHCARE SERVICES	1.29%	CERTIFICATE OF DEPOSITS		
S.J.S. ENTERPRISES LIMITED EQ	AUTO COMPONENTS	1.21%	NABARD	CRISIL A1+	4.52%
SKY GOLD AND DIAMONDS LIMITED	CONSUMER DURABLES	1.21%	COMMERCIAL PAPERS		
UNITED SPIRITS LIMITED	BEVERAGES	1.11%	BAJAJ FINANCE LIMITED	CRISIL A1+	4.52%
ADITYA BIRLA SUN LIFE MUTUAL FUND	CAPITAL MARKETS	1.07%	KOTAK SECURITIES LTD.	CRISIL A1+	2.26%
TATA CONSULTANCY SERVICES LIMITED	IT - SOFTWARE	1.05%	TIME TECHNOPLAST LIMITED	CRISIL A1+	2.26%
LUMAX INDUSTRIES LIMITED	AUTO COMPONENTS	1.01%	ICICI SECURITIES LIMITED	CRISIL A1+	1.80%
PRICOL LIMITED	AUTO COMPONENTS	0.99%	LIC HOUSING FINANCE LIMITED	CRISIL A1+	0.90%
ALIVUS LIFE SCIENCES	PHARMACEUTICALS & BIOTECHNOLOGY	0.96%	NON-CONVERTIBLE DEBENTURE / ZCB		
CANARA ROBECO MUTUAL FUND	CAPITAL MARKETS	0.96%	MUTHOOT FINANCE LIMITED	CRISIL AA+	5.28%
UNO MINDA LIMITED	AUTO COMPONENTS	0.96%	TATA PROJECTS LTD.	IND AA	2.26%
BANK OF MAHARASHTRA	BANKS	0.94%	HDFC BANK LIMITED	CRISIL AAA	2.25%
INFOSYS LIMITED	IT - SOFTWARE	0.83%	TREPS (including TBILL held as Collateral)/Reverse Repo/Net Current Assets/Cash/Cash Equivalent		
NARAYANA HRUDAYALAYA LIMITED	HEALTHCARE SERVICES	0.72%	Total		
ADITYA BIRLA CAPITAL LIMITED	FINANCE	0.69%	100.00%		
POWER FINANCE CORPORATION LIMITED	FINANCE	0.69%			
UNION BANK OF INDIA	BANKS	0.68%			

*Top 10 Holdings

Performance as on as on January 31, 2026

Period	Navi Aggressive Hybrid Fund - Regular Growth	CRISIL Hybrid 35+65- Aggressive TRI* @	NIFTY 50 TRI @	Navi Aggressive Hybrid Fund - Direct Growth	CRISIL Hybrid 35+65- Aggressive TRI* @	NIFTY 50 TRI @
1 Year CAGR %	3.48%	7.82%	9.00%	5.34%	7.82%	9.00%
3 Years CAGR %	12.14%	13.23%	14.08%	14.19%	13.23%	14.08%
5 Years CAGR %	11.87%	12.55%	14.52%	13.95%	12.55%	14.52%
Since Inception CAGR %	9.56%	11.83%	13.05%	11.54%	11.83%	13.05%
Current Value of investment if ₹ 10000/- was invested on Inception date (in ₹)	20,305.70	23,816.27	25,903.69	23,342.40	23,816.27	25,903.69
Current Value of investment if ₹ 10000/- was invested 1 Year Ago	10,346.80	10,779.90	10,897.43	10,532.43	10,779.90	10,897.43
Current Value of investment if ₹ 10000/- was invested 3 Year Ago	14,103.04	14,518.39	14,848.13	14,891.20	14,518.39	14,848.13
Current Value of investment if ₹ 10000/- was invested 5 Year Ago	17,532.27	18,069.75	19,714.03	19,223.24	18,069.75	19,714.03

*In case, the start date or the end date of the concerned period is a non-business day, the NAV of the previous business day is considered for computation of returns. Past performance may or may not be sustained in future. The Direct Plan has a lower expense ratio as compared to the Regular/ Other than Direct Plan to the extent of distribution expenses, commission, etc. and no commission or distribution expenses for distribution of Units or distribution expenses are paid / charged under the Direct Plan. Standard TRIs prescribed are as per the applicable circular by SEBI. The performance of the Scheme is benchmarked to the Total Return variant of the Index TRI. @ - Benchmark @@ - Additional Benchmark.

SIP Returns

SIP Tenure (in Years)	1 Year	3 Years	5 Years	Since Inception
Investment Amount	10,000	10,000	10,000	10,000
Total No. of Installments	12	36	60	93
Total Amount Invested (in ₹)	120,000	360,000	600,000	930,000
Present Value (in ₹)	1,21,217	4,03,424	7,61,063	14,16,925
Crisil Hybrid 35+65	1,23,484	4,11,968	7,68,576	14,69,755
Total No. Units	5,970	19,868	37,480	69,780
Yield (%)	1.89	7.54	9.45	10.63

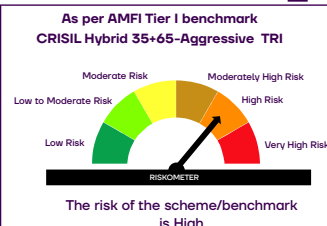
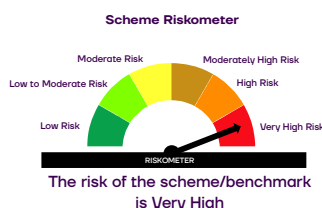
SIP date every 1st business day of the month

SIP Returns are for regular plan. Past performance may or may not be sustained in the future. Assuming ₹10,000 invested systematically on the first Business Day of every month over a period of time. Load is not taken into consideration for computation of performance. The above investment simulation is for illustrative purpose only and should not be construed as a promise on minimum returns and safeguard of capital. The AMC/Mutual Fund is not guaranteeing or promising or forecasting any returns. SIP does not assure a profit or guarantee protection against a loss in a declining market.

This Product Is Suitable For Investors Who Are Seeking[^]

- Capital appreciation over the long term
- To generate capital appreciation by predominantly investing in equity and equity related instruments.

[^] Investors should consult their financial advisers if in doubt about whether the product is suitable for them.



Navi ELSS Tax Saver Fund

An open-ended equity linked saving scheme with a statutory lock in of 3 years and tax benefit



Investment Objective

The Scheme will seek to invest in a diversified portfolio of equity and equity related instruments with the objective to provide investors with opportunities for capital appreciation and income generation along with the benefit of income tax deduction (under Section 80 C of the Income Tax Act, 1961) on their investments. Specified Investors in the Scheme are entitled to deductions of the amount invested in Units of the Scheme, subject to a maximum of ₹1,50,000/- under and in terms of Section 80 C (2) (xiii) of the Income Tax Act, 1961. Investment in this scheme would be subject to statutory lock-in period of 3 years from the date of allotment to be eligible for income tax benefit under section 80 C. There is no assurance that the investment objective of the Scheme will be achieved.



Fund Manager

Mr. Ashutosh Shirwaikar is the Fund Manager from February 14, 2025.
 Mr. Ashutosh Shirwaikar manages 16 schemes.



Scheme Details

Inception Date (Date of Allotment): 30th December, 2015
Index: Nifty 500 TRI
Minimum Application Amount: ₹ 500/- and in multiples of ₹ 500/- thereafter
Load Structure: Exit Load : NIL
Asset Allocation Pattern: Equity and Equity Related Instruments: 80% to 100% Debt and Money Market Instruments: 0% to 20%
Total Expense Ratio (TER)*: Regular Plan: 2.29% | Direct Plan: 0.40%
Portfolio Turnover Ratio (Times): 0.14
 # - Above TER includes additional expenses but excludes GST. For TER inclusive of GST please refer to page no. 13



Net Asset Value (NAV)

as on January 31, 2026

Scheme	NAV (in ₹)
Direct Plan - Dividend Option	34.1310
Direct Plan - Growth Option	34.5640
Regular Plan - Dividend Option	28.8588
Regular Plan - Growth Option	28.8616



Fund Size (as on January 31, 2026)

AUM: ₹ 51.02 Crs | **Monthly Average AUM:** ₹ 51.91 Crs

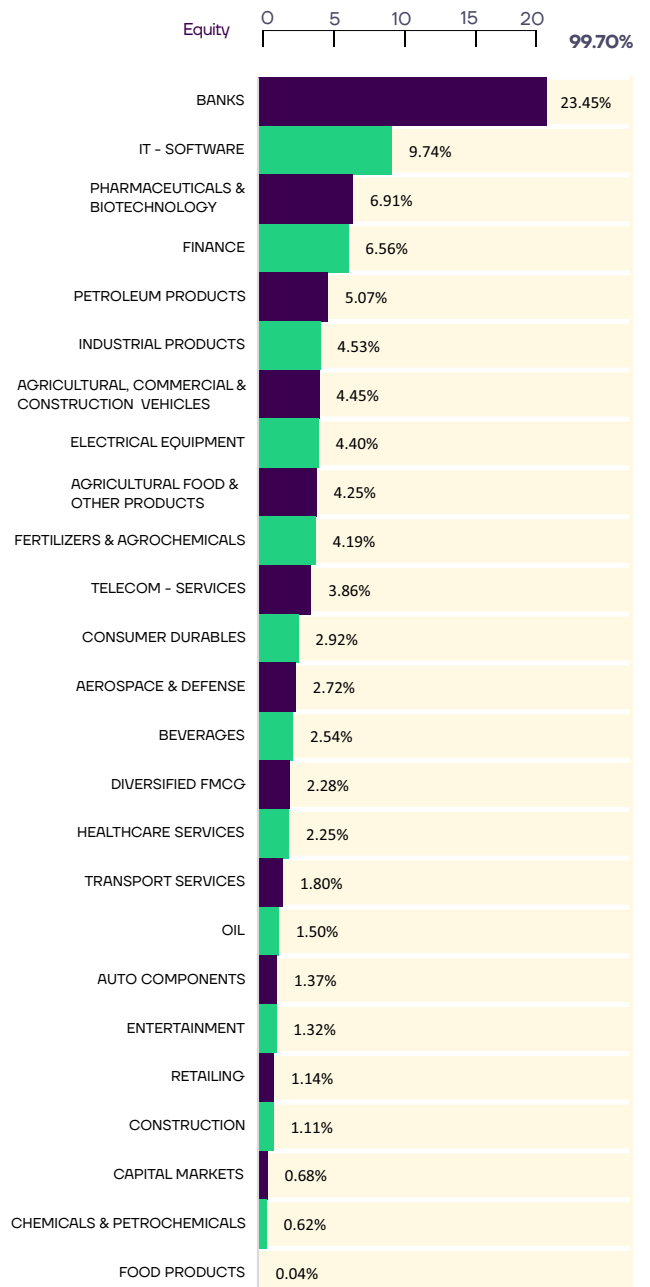


Risk Measures (as on January 31, 2026)

Std.Dev: 12.7996 | **Beta:** 0.9266 | **Sharpe Ratio:** 0.7156
Std.Dev Index: 12.8914

Note: No inflows/ subscriptions are accepted (including Systematic Investment Plans (SIPs) and Systematic Transfer Plans (STPs) in line with Paragraph 2.8.2 of SEBI Master circular on Mutual Funds dated June 27, 2024.

Industry Allocation Equity (%)



Portfolio Holdings as on January 31, 2026

Portfolio Holdings	Sector	% of Net Assets	Portfolio Holdings	Sector	% of Net Assets
EQUITY SHARES			99.70%		
*AXIS BANK LIMITED	BANKS	5.24%	TATA CONSUMER PRODUCTS LIMITED	AGRICULTURAL FOOD & OTHER PRODUCTS	1.89%
*RELIANCE INDUSTRIES LIMITED	PETROLEUM PRODUCTS	5.07%	TATA CONSULTANCY SERVICES LIMITED	IT - SOFTWARE	1.82%
*ASHOK LEYLAND LIMITED	AGRICULTURAL, COMMERCIAL & CONSTRUCTION VEHICLES	4.45%	INTERGLOBE AVIATION LIMITED	TRANSPORT SERVICES	1.80%
*STATE BANK OF INDIA	BANKS	4.43%	USHA MARTIN LTD	INDUSTRIAL PRODUCTS	1.76%
*THE FEDERAL BANK LIMITED	BANKS	4.34%	CIPLA LIMITED	PHARMACEUTICALS & BIOTECHNOLOGY	1.69%
*UPL LIMITED	FERTILIZERS & AGROCHEMICALS	4.19%	OIL INDIA LIMITED	OIL	1.50%
*BHARTI AIRTEL LIMITED	TELECOM - SERVICES	3.86%	KPIT TECHNOLOGIES LIMITED	IT - SOFTWARE	1.43%
*ICICI BANK LIMITED	BANKS	3.61%	TUBE INVESTMENTS OF INDIA LTD	AUTO COMPONENTS	1.37%
*PERSISTENT SYSTEMS LTD	IT - SOFTWARE	3.43%	SAREGAMA INDIA LIMITED	ENTERTAINMENT	1.32%
*SUN PHARMACEUTICAL INDUSTRIES LIMITED	PHARMACEUTICALS & BIOTECHNOLOGY	3.28%	VEDANT FASHIONS LIMITED	RETAILING	1.14%
CREDITACCESS GRAMEEN LIMITED	FINANCE	3.12%	SATHLOKHAR SYNERGYS E&C GLOBAL LIMITED	CONSTRUCTION	1.11%
HDFC BANK LIMITED	BANKS	3.10%	SENCO GOLD LIMITED	CONSUMER DURABLES	0.84%
INFOSYS LIMITED	IT - SOFTWARE	3.06%	INDIAN BANK	BANKS	0.80%
SHRIRAM FINANCE LIMITED	FINANCE	2.80%	COMPUTER AGE MANAGEMENT SERVICES LTD	CAPITAL MARKETS	0.68%
HINDUSTAN AERONAUTICS LIMITED	AEROSPACE & DEFENSE	2.72%	UNION BANK OF INDIA	BANKS	0.67%
UNITED SPIRITS LIMITED	BEVERAGES	2.54%	BANK OF MAHARASHTRA	BANKS	0.66%
MARICO LIMITED	AGRICULTURAL FOOD & OTHER PRODUCTS	2.36%	JIO FINANCIAL SERVICES LIMITED	FINANCE	0.64%
SUZLON ENERGY LIMITED	ELECTRICAL EQUIPMENT	2.34%	DEEPAK FERTILIZERS AND PETRO. CORP. LTD	CHEMICALS & PETROCHEMICALS	0.62%
ASTRAL LIMITED	INDUSTRIAL PRODUCTS	2.32%	KOTAK MAHINDRA BANK LIMITED	BANKS	0.60%
HINDUSTAN UNILEVER LIMITED	DIVERSIFIED FMCG	2.28%	APOLLO PIPES LIMITED	INDUSTRIAL PRODUCTS	0.45%
MAX HEALTHCARE INSTITUTE LIMITED	HEALTHCARE SERVICES	2.25%	KWALITY WALL'S (INDIA) LIMITED	FOOD PRODUCTS	0.04%
EUREKA FORBES LTD	CONSUMER DURABLES	2.08%	TREPS (including TBILL held as Collateral)/Reverse Repo/Net Current Assets/Cash/Cash Equivalent		0.30%
BHARAT HEAVY ELECTRICALS LIMITED	ELECTRICAL EQUIPMENT	2.06%	Total		100.00%
ZYDUS LIFESCIENCES LIMITED	PHARMACEUTICALS & BIOTECHNOLOGY	1.94%			

*Top 10 Holdings

Performance as on January 31, 2026

Period	Navi ELSS Tax Saver Fund - Regular Growth	NIFTY 500 TRI@	NIFTY 50 TRI@	Navi ELSS Tax Saver Fund - Direct Growth	NIFTY 500 TRI@	NIFTY 50 TRI@
1 Year CAGR %	4.69%	8.00%	9.00%	6.68%	8.00%	9.00%
3 Years CAGR %	12.67%	16.72%	14.08%	14.82%	16.72%	14.08%
5 Years CAGR %	12.76%	16.52%	14.52%	14.93%	16.52%	14.52%
10 Years CAGR %	11.35%	15.05%	14.23%	13.36%	15.05%	14.23%
Since Inception CAGR %	11.07%	14.32%	13.62%	13.07%	14.32%	13.62%
Current Value of investment if ₹10000/- was invested on Inception date (in ₹)	28,863.40	38,604.16	36,291.90	34,564.30	38,604.16	36,291.90
Current Value of investment if ₹10000/- was invested 1 Year Ago	10,467.42	10,797.81	10,897.43	10,666.51	10,797.81	10,897.43
Current Value of investment if ₹10000/- was invested 3 Years Ago	14,301.41	15,902.41	14,848.13	15,136.15	15,902.41	14,848.13
Current Value of investment if ₹10000/- was invested 5 Years Ago	18,237.50	21,492.59	19,714.03	20,064.03	21,492.59	19,714.03
Current Value of investment if ₹10000/- was invested 10 Years Ago	29,335.41	40,702.06	37,878.00	35,082.82	40,702.06	37,878.00

*In case, the start date or the end date of the concerned period is a non-business day, the NAV of the previous business day is considered for computation of returns. Past performance may or may not be sustained in future. The Direct Plan has a lower expense ratio as compared to the Regular/ Other than Direct Plan to the extent of distribution expenses, commission, etc. and no commission or distribution expenses for distribution of Units or distribution expenses are paid / charged under the Direct Plan. Standard TRIs prescribed are as per the applicable circular by SEBI. The performance of the Scheme is benchmarked to the Total Return variant of the Index TRI. @- Benchmark @@-Additional Benchmark.

SIP Returns

SIP Tenure (in Years)	1 Year	3 Years	5 Years	Since Inception
Investment Amount	10,000	10,000	10,000	10,000
Total No. of Installments	12	36	60	121
Total Amount Invested (in ₹)	120,000	360,000	600,000	1210,000
Present Value (in ₹)	1,23,223	4,02,826	7,61,469	21,34,017
Nifty 500 TRI	1,23,699	4,24,937	8,31,498	26,37,652
Total No. Units	4,269	13,956	26,382	73,935
Yield (%)	5.03	7.44	9.47	10.83

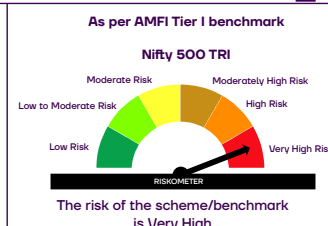
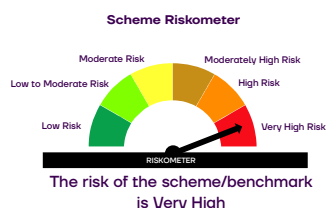
SIP date every 1st business day of the month

SIP Returns are for regular plan. Past performance may or may not sustained in the future. Assuming ₹10,000 invested systematically on the first Business Day of every month over a period of time. Load is not taken into consideration for computation of performance. The above investment simulation is for illustrative purpose only and should not be construed as a promise on minimum returns and safeguard of capital. The AMC/Mutual Fund is not guaranteeing or promising or forecasting any returns. SIP does not assure a profit or guranteee protection against a loss in a declining market.

This Product Is Suitable For Investors Who Are Seeking^

- Capital appreciation over the long term
- Investment in equity and equity related instruments.

* Investors should consult their financial advisers if in doubt about whether the product is suitable for them.



Navi Liquid Fund

An Open-Ended Liquid Scheme
 Relatively Low interest rate risk and Moderate Credit Risk



Investment Objective

To provide a high level of liquidity with reasonable returns commensurate with low risk through a portfolio of money market and debt securities. There is no assurance that the investment objective of the scheme will be achieved.



Fund Manager

Mr. Tanmay Sethi is managing this fund w.e.f. 1st February, 2024.
 Mr. Tanmay Sethi manages 2 schemes



Scheme Details

Inception Date (Date of Allotment): 19th Feb, 2010

Index: CRISIL Liquid Debt A-I TRI

Minimum Redemption Amount ₹100/- and in multiples of ₹1/- thereafter

Load Structure:

Exit Load :

Investment period i.e. no of days from date of subscription NAV	Exit Load as a % of Redemption Proceeds
1 Day	0.0070%
2 Days	0.0065%
3 Days	0.0060%
4 Days	0.0055%
5 Days	0.0050%
6 Days	0.0045%
7 Days or more	NIL

Note: No exit load shall be applicable on switches from Regular Plan to Direct Plan, and vice versa under the scheme. w.e.f. April 23, 2025.

Asset Allocation Pattern: Debt and Money Market Instruments with maturity/residual maturity: up to 91 days: 0% to 100%
 Cash & Cash equivalents: 0% to 100%

Total Expense Ratio (TER)*: Regular Plan: 0.20% | Direct Plan: 0.15%
 # - Above TER includes additional expenses but excludes GST. For TER inclusive of GST please refer to page no. 13



Net Asset Value (NAV)

as on January 31, 2026

Scheme	NAV (in ₹)
Direct Plan - Daily Dividend Option	10.0145
Direct Plan - Growth Option	29.5763
Direct Plan - Monthly Dividend Option	10.0141
Direct Plan - Weekly Dividend Option	10.0121
Regular Plan - Daily Dividend Option	10.0145
Regular Plan - Growth Option	29.3066
Regular Plan - Monthly Dividend Option	10.0140
Regular Plan - Weekly Dividend Option	10.0125
Unclm Red Div < 3 Yrs	29.4778
Unclm Red Div > 3 Yrs	10.0016



Fund Size (as on January 31, 2026)

AUM: ₹ 68.03 Crs | **Monthly Average AUM:** ₹ 68.47 Crs



Risk Measures

(as on January 31, 2026)

Std.Dev: 0.1708 | **Beta:** 0.8593 | **Sharpe Ratio:** 5.4357

Std.Dev Index: 0.1825

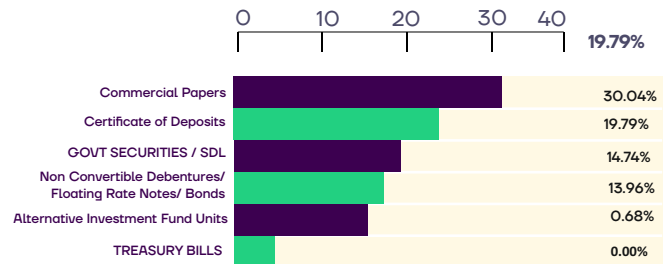
Maturity Profile (% weightage)

BELOW_OR_EQUAL_TO_50_DAYS	63.79%
BELOW_90_DAYS	14.74%
Alternative Investment Fund Units	0.68%
Cash & Cash Equivalent	20.79%

Debt Quants

Portfolio Yield	6.08
Avg Mat. (yrs)	0.06
Macaulay Duration(Yrs)	0.05
Modified Duration (Yrs)	0.05

Industry Allocation Equity (%)



Performance as on January 31, 2026

Period	Navi Liquid Fund - Regular Growth	Crisil Liquid Fund A-1 TRI [@]	1 YR GOVT T-BILL [@]	Navi Liquid Fund - Direct Growth	Crisil Liquid Fund A-1 TRI [@]	1 YR GOVT T-BILL [@]
1 Year CAGR %	5.95%	6.26%	5.75%	6.00%	6.26%	5.75%
3 Years CAGR %	6.58%	6.89%	6.72%	6.62%	6.89%	6.72%
5 Years CAGR %	5.69%	5.89%	5.64%	5.74%	5.89%	5.64%
10 Years CAGR %	5.98%	6.10%	6.12%	6.06%	6.10%	6.12%
Since Inception CAGR %	6.97%	6.85%	6.35%	6.76%	6.72%	6.44%
Current Value of investment if ₹10000/- was invested on Inception date (in ₹)	29,306.60	28,786.20	26,693.69	23,536.77	23,426.55	22,644.72
Current Value of investment if ₹10000/- was invested 1 Year Ago	10,595.03	10,625.75	10,574.58	10,600.33	10,625.75	10,574.58
Current Value of investment if ₹10000/- was invested 3 Years Ago	12,107.56	12,215.65	12,156.49	12,123.57	12,215.65	12,156.49
Current Value of investment if ₹10000/- was invested 5 Years Ago	13,192.75	13,312.67	13,159.22	13,221.29	13,312.67	13,159.22
Current Value of investment if ₹10000/- was invested 10 Years Ago	17,889.93	18,090.85	18,122.12	18,015.51	18,090.85	18,122.12

*In case, the start date or the end date of the concerned period is a non-business day, the NAV of the previous business day is considered for computation of returns. Past performance may or may not be sustained in future. The Direct Plan has a lower expense ratio as compared to the Regular/ Other than Direct Plan to the extent of distribution expenses, commission, etc. and no commission or distribution expenses for distribution of Units or distribution expenses are paid / charged under the Direct Plan. Standard TRIs prescribed are as per the applicable circular by SEBI.
 @- TRI[@]- Additional TRI.

Portfolio Holdings as on January 31, 2026

Portfolio Holdings	Rating	% of Net Assets
CERTIFICATE OF DEPOSITS		19.79%
* HDFC BANK LIMITED	CRISIL A1+	7.34%
* NABARD	CRISIL A1+	7.34%
* AXIS BANK LIMITED	CRISIL A1+	5.11%
* COMMERCIAL PAPERS		30.04%
* TIME TECHNOPLAST LIMITED	CRISIL A1+	7.34%
* BAJAJ FINANCE LIMITED	CRISIL A1+	7.33%
* LIC HOUSING FINANCE LIMITED	CRISIL A1+	7.33%
* ICICI SECURITIES LIMITED	CRISIL A1+	4.39%
* HDFC SECURITIES LIMITED	CARE A1+	3.65%
* NON-CONVERTIBLE DEBENTURE / ZCB		13.96%
SIDBI	CRISIL AAA	7.35%
TATA PROJECTS LTD.	IND AA	6.61%
Alternative Investment Fund Units		0.68%
SBI FUNDS MANAGEMENT PRIVATE LTD		0.68%
GOVT SECURITIES / SDL		14.74%
7.27% GOI 08-APR-2026	SOVEREIGN	14.74%
TREPS (including TBILL held as Collateral)/Reverse Repo/Net Current Assets/Cash/Cash Equivalent		20.79%
Total		100.00%

*Top 10 Holdings

SIP Returns

SIP Tenure (in Years)	1 Year	3 Years	5 Years	Since Inception
Investment Amount	10,000	10,000	10,000	10,000
Total No. of Installments	12	36	60	191
Total Amount Invested (in ₹)	120,000	360,000	600,000	19,10,000
Present Value (in ₹)	1,23,680	3,96,511	7,02,219	32,75,804
ICRA Liquid Index	-	-	-	-
Total No. Units	4,220	13,530	23,961	1,11,777
Yield (%)	5.70	6.36	6.22	6.43

SIP date every 1st business day of the month

SIP Returns are for regular plan. Past performance may or may not be sustained in the future. Assuming ₹10,000 invested systematically on the first Business Day of every month over a period of time. Load is not taken into consideration for computation of performance. The above investment simulation is for illustrative purpose only and should not be construed as a promise on minimum returns and safeguard of capital. The AMC/Mutual Fund is not guaranteeing or promising or forecasting any returns. SIP does not assure a profit or guarantee protection against a loss in a declining market.

Potential Risk Class (PRC) Matrix- Class B-1

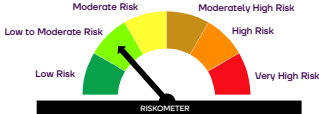
Potential Risk Class			
Credit Risk →	Relatively Low (Class A)	Moderate (Class B)	Relatively High (Class C)
Interest Rate Risk ↓			
Relatively Low (Class I)		Class B-1	
Moderate (Class II)			
Relatively High (Class III)			

This Product Is Suitable For Investors Who Are Seeking[^]

- Income over short term.
- Investments in debt and money market Instruments


^ Investors should consult their financial advisers if in doubt about whether the product is suitable for them.

Scheme Riskometer



The risk of the scheme/benchmark is Moderate

**As per AMFI Tier I benchmark
CRISIL Liquid Debt A-I TRI**



The risk of the scheme/benchmark is Low to Moderate

NAVI LIQUID FUND				
Scheme / Plan	Record Date	Net Dividend (₹ per unit)		Cum Dividend NAV (in ₹)
		Individual/HUF	Corporate	
REGULAR PLAN MONTHLY DIVIDEND	30-Jan-25	0.05239	0.05239	10.0650
DIRECT MONTHLY DIVIDEND	30-Jan-25	0.05292	0.05292	10.0655
REGULAR PLAN MONTHLY DIVIDEND	26-Dec-25	0.04105	0.04105	10.0537
DIRECT MONTHLY DIVIDEND	26-Dec-25	0.04148	0.04148	10.0541
REGULAR PLAN MONTHLY DIVIDEND	30-Nov-25	0.04224	0.04224	10.0548
DIRECT MONTHLY DIVIDEND	30-Nov-25	0.04274	0.04274	10.0553
REGULAR PLAN MONTHLY DIVIDEND	31-Oct-25	0.05215	0.05215	10.0647
DIRECT MONTHLY DIVIDEND	31-Oct-25	0.05269	0.05269	10.0653
REGULAR PLAN MONTHLY DIVIDEND	26-Sep-25	0.04004	0.04004	10.0526
DIRECT MONTHLY DIVIDEND	26-Sep-25	0.04052	0.04052	10.0531
REGULAR PLAN MONTHLY DIVIDEND	29-Aug-25	0.05053	0.05053	10.0631
DIRECT MONTHLY DIVIDEND	29-Aug-25	0.05107	0.05107	10.0637
REGULAR PLAN MONTHLY DIVIDEND	25-Jul-25	0.04348	0.04348	10.0561
DIRECT MONTHLY DIVIDEND	25-Jul-25	0.04398	0.04398	10.0566
REGULAR PLAN MONTHLY DIVIDEND	27-Jun-25	0.04554	0.04554	10.0581
DIRECT MONTHLY DIVIDEND	27-Jun-25	0.04608	0.04608	10.0587
REGULAR PLAN MONTHLY DIVIDEND	30-May-25	0.05808	0.05808	10.0707
DIRECT MONTHLY DIVIDEND	30-May-25	0.05863	0.05863	10.0712
REGULAR PLAN MONTHLY DIVIDEND	25-Apr-25	0.04752	0.04752	10.0601
DIRECT MONTHLY DIVIDEND	25-Apr-25	0.04805	0.04805	10.0607

FUNDS AT A GLANCE FOR NAVI MUTUAL FUND

Scheme Name	Additional Purchase amt.	Additional Purchase in multiples above	Minimum Redemption	Min Redemption units	Redemption Payout Cycle	SIP	SIP Frequency	SIP Min amt	SIP Min no. of Chqs	SIP Starting Date	SWP	SWP Frequency	SWP Min. Amt	SWP Starting Date	STP	STP Frequency	STP Min Amt	STP Starting Date	TER (Incl GST)	AUM as on January 31, 2026
Navil Flexi Cap Fund An open-ended equity scheme investing across large, mid & small cap stocks.	₹ 100/-	Multiples of ₹ 1/- thereafter	₹ 100 /- and in multiples of ₹ 1/- thereafter	1 units or account balance whichever is lower	T+1*	Yes	Daily, Weekly, Fortnightly, Monthly, Quarterly & Half Yearly	Daily- ₹100 Weekly- ₹100 Fortnightly- ₹100 Monthly- ₹100 Quarterly- ₹100 Half Yearly- ₹100	Daily, Weekly, Fortnightly, Monthly, Quarterly, Half Yearly	Monthly-Any Day of the month except 29th, 30th, 31st/Quarterly - Any Day of the month except for each Quarter (ie. January, April, July, October)	Yes	Monthly & Quarterly	Monthly- ₹10/- Quarterly- ₹100/-	Monthly: 5th of the month; Quarterly: 5th of April, July, October, January	Yes	Daily, Weekly, fortnightly and Monthly	Daily - ₹ 100/- each Fortnightly Weekly & Monthly ₹ 100 each	Daily, Weekly (every Wednesday (every alternate Wednesday)/Monthly (as on specified dates)	Reg - 2.23% Dir - 0.56%	₹ 252.75 Crs
Navil Aggressive Midcap Fund An open-ended equity scheme investing in both large cap and mid cap stocks.	₹ 100/-	Multiples of ₹ 1/- thereafter	₹ 100 /- and in multiples of ₹ 1/- thereafter	1 units or account balance whichever is lower	T+1*	Yes	Daily, Weekly, Fortnightly, Monthly, Quarterly & Half Yearly	Daily- ₹100 Weekly- ₹100 Fortnightly- ₹100 Monthly- ₹100 Quarterly- ₹100 Half Yearly- ₹100	Daily, Weekly, Fortnightly, Monthly, Quarterly, Half Yearly	Monthly-Any Day of the month except 29th, 30th, 31st/Quarterly - Any Day of the month except for each Quarter (ie. January, April, July, October)	Yes	Monthly & Quarterly	Monthly- ₹10/- Quarterly- ₹100/-	Monthly: 5th of the month; Quarterly: 5th of April, July, October, January	Yes	Daily, Weekly, fortnightly and Monthly	Daily - ₹ 100/- each Fortnightly Weekly & Monthly ₹ 100 each	Daily, Weekly (every Wednesday (every alternate Wednesday)/Monthly (as on specified dates)	Reg - 2.26% Dir - 0.52%	₹ 301.72 Crs
Navil Aggressive Hybrid Fund An open ended hybrid scheme investing in equity and equity related instruments.	₹ 100/-	Multiples of ₹ 1/- thereafter	₹ 100 /- and in multiples of ₹ 1/- thereafter	1 units or account balance whichever is lower	T+1*	Yes	Daily, Weekly, Fortnightly, Monthly, Quarterly & Half Yearly	Daily- ₹100 Weekly- ₹100 Fortnightly- ₹100 Monthly- ₹100 Quarterly- ₹100 Half Yearly- ₹100	Daily, Weekly, Fortnightly, Monthly, Quarterly, Half Yearly	Monthly-Any Day of the month except for each Quarter (ie. January, April, July, October)	Yes	Monthly & Quarterly	Monthly- ₹10/- Quarterly- ₹100/-	Monthly: 5th of the month; Quarterly: 5th of April, July, October, January	Yes	Daily, Weekly, fortnightly and Monthly	Daily - ₹ 100/- each Fortnightly Weekly & Monthly ₹ 100 each	Daily, Weekly (every Wednesday (every alternate Wednesday)/Monthly (as on specified dates)	Reg - 2.27% Dir - 0.54%	₹ 110.47 Crs
Navil Elav Tax Saver Fund An Open-Ended linked saving scheme with a statutory lock in of 5 years and tax benefit.	₹ 500/-	Multiples of ₹ 500/- thereafter	₹ 500 /- and in multiples of ₹ 1/- thereafter	100 units or account balance whichever is lower	T+1*	Yes	Daily, Weekly, Fortnightly, Monthly, Quarterly & Half Yearly	Daily- ₹500 Weekly- ₹500 Fortnightly- ₹500 Monthly- ₹500 Quarterly- ₹500 Half Yearly- ₹500	Daily, Weekly, Fortnightly, Monthly, Quarterly, Half Yearly	Monthly-Any Day of the month except 29th, 30th, 31st/ Half Yearly - Any Day of the month except for each Half Yearly (ie. September, March)	Yes	Monthly & Quarterly	Monthly- ₹500/- Quarterly- ₹1500/-	Monthly: 5th of the month; quarterly: 5th of April, July, October, January	Yes	Daily, Weekly, fortnightly and Monthly	Daily - ₹ 500/- Fortnightly Weekly & Monthly ₹ 500	Daily, Weekly (every Wednesday) Fortnightly (every alternate Wednesday) Monthly (as on specified dates)	Reg - 2.29% Dir - 0.40%	₹ 5102 Crs
Navil Liquid Fund An Open-Ended Liquid Scheme - Relatively Low interest rate risk and moderate Credit Risk	₹ 100/-	Multiples of ₹ 1/- thereafter	₹ 100 /- and in multiples of ₹ 1/- thereafter	1 units or account balance whichever is lower	T+1*	Yes	Daily, Weekly, Fortnightly, Monthly, Quarterly & Half Yearly	Daily- ₹100 Weekly- ₹100 Fortnightly- ₹100 Monthly- ₹100 Quarterly- ₹100 Half Yearly- ₹100	Daily, Weekly, Fortnightly, Monthly, Quarterly, Half Yearly	Monthly-Any Day of the month except 29th, 30th, 31st	Yes	Monthly & Quarterly	Monthly- ₹10/- Quarterly- ₹10/-	Monthly: 5th of the month; quarterly: 5th of April, July, October, January	Yes	Daily, Weekly, fortnightly and Monthly	Daily - ₹ 100/- Fortnightly Weekly & Monthly ₹ 100	Daily, Weekly (every Wednesday) Fortnightly (every alternate Wednesday) Monthly (as on specified dates)	Reg - 0.20% Dir - 0.15%	₹ 68.03 Crs

Note: The Trustee will endeavor to declare the Dividend as per the specified frequencies, subject to availability of distributable surplus calculated in accordance with the Regulations. The actual declarations of Dividend and frequency will inter-alia depend on availability of distributable surplus calculated in accordance with SEBI (MF) Regulations and the decisions of the Trustee shall be final in this regard. There is no assurance or guarantee to the Unit holders as to the rate of Dividend nor that the Dividend will be paid regularly. Dividend payable under Dividend Payout of Income Distribution cum Capital Withdrawal option (Weekly Option) is equal to or less than ₹500 then the Dividend would be compulsorily reinvested in the option of the Scheme. In case an investor fails to specify his preference of Plans/Sub Plans/Options in the above mentioned schemes, the default Plan/Sub Plan/Options would be as above. * SWP/STP available only after completion of statutory lock-in period of 3 years from the date of investment by the investor.

*endeavour T+1

Any information herein contained does not constitute an offer, an offer to sell/purchase or as an invitation or solicitation to do so for any securities of any entity, and further, Nav AMC Limited, its subsidiaries/affiliates/sponsors/trustee (Nav Trustee Limited) or their officers, employees, personnel, directors may be associated in a commercial, professional or personal capacity or may have a commercial interest including as proprietary traders in or with securities and/or companies or issues or matters as contained in this publication and such commercial capacity or interest whether or not differing with or conflicting with this publication, shall not make or render (Nav Trustee Limited) liable in any manner whatsoever & (Nav Trustee Limited) or any of their officers, employees, personnel, directors shall not be liable for any loss, damage, liability whatsoever for any direct or indirect loss arising from the use or access of any information that may be displayed in this publication from time to time. Recipients of the information contained herein should exercise due care and caution and read the Scheme information Document(s) and Statement of Additional Information (including if necessary, obtaining the advice of tax/legal/accounting/financial/other professionals) prior to taking of any decision, acting or omitting to act, on the basis of the information contained herein.

Statutory details: Nav Mutual Fund has been established as a Trust under the Indian Trusts Act, 1882, sponsored by Nav Mutual Fund Sponsor Private Limited (Formerly known as Anmol Como Broking Private Limited) (liability restricted to ₹1Lakh)

Trustee: Nav Trustee Limited, Investment Manager: Nav AMC Limited (the AMC).

Returns of top 3 and bottom 3 funds managed by Ashutosh Shirwaikar

Mr. Ashutosh Shirwaikar								
Period	Since Inception		1 Year (CAGR)		3 Years (CAGR)		5 Years (CAGR)	
	Scheme return %	TRI Return%	Scheme return %	TRI Return%	Scheme return %	TRI Return%	Scheme return %	TRI Return%
Navi Nifty Bank Index Fund	11.10	12.31	20.92	21.23	14.22	14.56	-	-
Navi Nifty India Manufacturing Index Fund	18.24	19.95	13.46	13.49	22.29	22.84	-	-
Navi Nifty 50 Index Fund	11.56	12.03	8.85	9.00	13.87	14.08	-	-
Navi Nifty IT Index Fund	5.97	7.40	-9.02	-8.76	-	-	-	-
Navi Nifty 500 Multicap 50:25:25 Index Fund	-2.07	-0.77	6.31	6.81	-	-	-	-
Navi ELSS Tax Saver Fund	11.07	14.32	6.68	8.00	14.82	16.72	14.93	16.52

Disclaimer: The returns of the top 3 and bottom 3 funds managed by Ashutosh Shirwaikar are based on one year of data analysis.

Mr. Tanmay Sethi								
Period	Since Inception		1 Year (CAGR)		3 Years (CAGR)		5 Years (CAGR)	
	Scheme return %	TRI Return%	Scheme return %	TRI Return%	Scheme return %	TRI Return%	Scheme return %	TRI Return%
Navi Liquid Fund - Direct Growth	6.97	6.85	6.00	6.26	6.62	6.89	5.74	5.89
Navi Aggressive Hybrid Fund - Direct Growth	9.56	11.83	5.34	7.82	14.19	13.23	13.95	12.55

Past Performance may or may not be sustained in the future.

Note:

- Mr. Ashutosh Shirwaikar manages 16 schemes.
- Mr. Tanmay Sethi manages 2 schemes.
- Different plans shall have a different expense structure. The performance details provided herein are of direct plan.
OPOA - contact.mf@navi.com

NAVI MUTUAL FUND OFFICES

Registered Office / Investment & Operations Office: Vaishnavi Tech Square, 7th Floor, Iballur Village, Begur, Hobli, Bengaluru, Karnataka 560102.

Note: These locations are official Points of Acceptance.

Registrar and Transfer Agent: Rayala Tower-1, 158 Anna Salai, Chennai - 600002/ (Computer Age Management Services Limited (CAMS))

LIST OF POINT OF ACCEPTANCES OF COMPUTER AGE MANAGEMENT SERVICES LIMITED (CAMS)

111- 113, 1st Floor- Devpath Building Off C G Road Behind Lal Bungalow, Ellis Bridge, Ahmedabad Gujarat 380006 camshah@camsonline.com . Trade Centre, 1st Floor, 45, Dikens Road (Next to Manjap Centre). Bangalore, Karnataka, 560042 camsbgl@camsonline.com . Plot No-501/1741/1846, Office No-203 (2nd Floor), Centre Point, Sriya Talkies Road, Kharvel Nagar, Unit-3, Bhubaneswar-751001, Odisha camsbhr @camsonline.com . Deepak Tower, SCO 154-155, 1st Floor-Sector 17- Chandigarh-Punjab-160017 camscba@camsonline.com . Ground Floor, No.178/10, Kodambakkam High Road, Opp. Hotel Palmgrove, Nungambakam-Chennai-Tamilnadu-600034 camsbtl@camsonline.com . Building Name Modayil, Door No. 39/2638 D.J. 2nd Floor 2A M.G. Road, Cochin - 682 016 camscoc@camsonline.com . No.1354, Thadagam Road, Thirumuthy Layout, R.S.Puram, Behind Venkateswara Bakery, Coimbatore-641002 camscbe@camsonline.com . Plot No.3601, Nazrul Sarani, City Centre, Durgapur-731216 camscbn@camsonline.com . Office No.103, 1st Floor, United City Centre, M.G.Road, Panaji Goa, Goa-403001 camscgoa@camsonline.com . 208, II Floor, Jade Arcade Paradise Circle, Hyderabad, Telangana, 500033 camshdy@camsonline.com . 101, Shalimar Corporate Centre, 8-B, South Tukogunj, Opp. Greenpark, Indore, Madhya Pradesh, 452001 camcind@camsonline.com . R-7, Yudhisthir Marg C-Scheme Behind Ashok Nagar Police Station, Jaipur, Rajasthan, 302001 camscj@camsonline.com . I Floor 106 to 108 City Centre Phase II, 63/2, The Mall Kanpur Uttar Pradesh-208001 camskpr@camsonline.com . 2/1, Russell Street, 2nd Floor, Kankaria Circle, Kolkata-700071 camscal@camsonline.com . Office No.107/1st Floor, Vaisali Arcade Building, Plot No. 11, 6 Park Road, Lucknow-226001 camsluc@camsonline.com . U/ GF, Prince Market, Green Field, Near Traffic Lights, Sarabha Nagar Paldi, Pakhawal Road, Ludhiana, Punjab, 141002 camslhd@camsonline.com . Shop No 3 2nd Floor Surya Towers, No.272/273 Goodshed Street, Madurai - 625001 camsmdu@camsonline.com . No. G 4 & G 5, Inland Monarch Opp. Karnataka Bank Kadri Main Road, Kadri, Mangalore, Karnataka, 575003 camsmang@camsonline.com . Rajabhadur Compound, Ground Floor, Opp. Allahabad Bank, Behind ICICI Bank, 30, Mumbai Samachar Marg, Fort Mumbai, Maharashtra, 400023 camsmby@camsonline.com . 145 Landra, New Ramdaspath, Nagpur, Maharashtra, 440010 camsnpr@camsonline.com . CAMS Service Centre, 401 to 404, 4th Floor, Kanchar Junga Building, Barakhamba Road, New Delhi 110001 camsdel@camsonline.com . G-3, Ground Floor, OM Complex Near Saket Tower, SP Verma Road, Patna, Bihar, 800001 camspat@camsonline.com . Vartak Pride, 1st Floor, Survey No.46, City Survey No.1477, Hingne Budruk, D.P.Road, Behind Dinanath mangeshkar Hospital, Karvenagar, Pune-411052 camspun@camsonline.com . Shop No.G-5, International Commerce Centre, Nr.Kadwala School, Majura Gate, Ring Road, Surat-395002 camssur@camsonline.com . 103 Aries Complex, Bpc Road, Off R.C. Dutt Road, Alkapur, Vadodra, Gujarat, 390007 camsvad@camsonline.com . 401-1-68, Rao & Ratnam Complex, Near Chennupati Petrol Pump, M.G. Road, Lobbipet, Vijayawada, Andhra Pradesh, 520010 camsvuj@camsonline.com . Flat No GF, 2 No 47-3-2, Vigneshwara Plaza, 5th Lane, Dwarakanagar, Visakhapatnam- 530 016, ANDHRA PRADESH camsvvsk@camsonline.com . No. 8, II Floor Maruti Tower Sanjay Place, Agra, Uttar Pradesh-282002 camsgag@camsonline.com . AMC No. 423/30 Near Church Opp T B Hospital, Jaipur Road, Ajmer, Rajasthan, 301001 camscraj@camsonline.com . 30/2, A&B, Civil Lines Station Besides Vishal Mega Mart Strachey Road, Allahabad, Uttar Pradesh-211001 camscall@camsonline.com . 256A, Scheme No.1, Arya Nagar, Alwar, Rajasthan, 301001 camscalw@camsonline.com . 81, Gulsham Tower, 2nd Floor, Near Panchsheel Talkies, Amaraoti, Maharashtra, 444601 camsama@camsonline.com . 3rd Floor, Bearing Unit No-315, Mukut House, Amritsar-143001 camsam@camsonline.com . 101, A.P. Tower, B/H, Sardar Gunj, Next to Nathwani Chambers, AnandGujarat, 388001 camsan@camsonline.com . Block - G 1st Floor, P C Chatterjee Market Complex Rambhandra Talab Po, Ushagaram Anasol Westbengal Pin No 713303 camsaan@camsonline.com . 2nd Floor, Block No.D-21-D-22, Motiwalda Trade Centre, Nirala Ground, New Samarth Nagar, Opp.HDFC Bank, Aurangabad-431001 camsaar@camsonline.com . Classic Complex, Block No.104, 1st Floor, Saraf Colony, Khanapur Road, Tilakwadi, Belgaum-590006 camselb@camsonline.com . Kalka Temple Street, Bazar, Behind SBI BAZAR Branch, Berhampur-760002 camsbpr@camsonline.com . 305-306, Sterling Point, Waghawadi Road, Opp. HDFC Bank, Bhavnagar Gujarat, 364002 camshbn@camsonline.com . 1st Floor, Plot No.3, Block No.1, Priyadarshini Pariswar West, Behind IDBI Bank, Nehru Nagar, Bhillai-490020 camsbhi@camsonline.com . C/o Kodwani Associates Shope No 211-213 2nd Floor Andra Prasth Tower sram Ji Sabji Mandi Near Mukerjee Garden Bhihwar-311001 (Rajasthan) camshbh@camsonline.com . Plot no 10, 2nd Floor, Alankar Complex, Near ICICI Bank, MP Nagar, Zone II, Bhopal, Madhya Pradesh, 462011 camshbp@camsonline.com . Mazzanine Floor, F-4, City Centre, Sector 4, Bokaro Steel City, Bokaro, Jharkhand, 827004 camsbkr@camsonline.com . No.399, G T Road, 1st Floor, Above exide show room, Burdwan Westbengal, 713101 camsbdw@camsonline.com . 29/970 2nd Floor, S A Arcade, Mavoor Road, Arayidathupalam, Calicut Kerala-673016 camscit@camsonline.com . Near Indian Overseas Bank Cantonment Road, Mata Math, Cuttack, Orissa, 753001 camscut@camsonline.com . 13, 1st Floor, Akkamahadevi Samaj Complex, Church Road, P.J.Extension, Davangere, Karnataka, 577002 camsdvg@camsonline.com . 204/121 Nari Shilp Mandir Marg (1st Floor) Old Connaught Place, Chakrata Road, Dehradun, Uttarakhand, 248001 camsdun@camsonline.com . Urmila Towers, Room No.111 (1st Floor) Bank More, Dhanbad, Jharkhand, 826001 camsdha@camsonline.com . 197, Seshayyer Complex, Agraharam Street, Erode, Tamilnadu, 638001 camserd@camsonline.com . B-49, 1st Floor, Nehru Ground, Behind Anupam Sweet House NIT, Faridabad, Haryana, 121001 camsfab@camsonline.com . 1st Floor, C-10 RDC Rajnagar, Opp Kacheri Gate No.2, Ghaziabad-201002 camsgza@camsonline.com . Shop No.5 & 6, 3rd Floor, Cross Road The Mall A D Tiraha, Bank Road, Gorakhpur-273001 camsgor@camsonline.com . Door No.31-13-1158, 1st floor, 13/1, Arundelpet, Ward No.6, Guntur-522002 camsgun@camsonline.com . Unit No-115, First Floor Vipul Agora Building, Sector-28, Near Sahara Mall Mehrauli, Gurgaon Road, Chakkarpur , Gurgaon-122001 camsgur@camsonline.com . Piyali Phukan Road, K.C.Path, House No.1, Rehbari, Guwahati-781008 camsgwt@camsonline.com . C-6 Global Apartment, Kailash Vihar Colony, Opp. Income Tax Office, City Centre Gwalior Madhya Pradesh-474002 camsgwa@camsonline.com . No.204 - 205, 1st Floor ' B ' Block, Kundagol Complex, Opp. Club, Road, Hubli, Karnataka, 580029 camshub@camsonline.com . 8, Ground Floor, Datt Towers, Behind Commercial Automobiles, Napier Town, Jabalpur, Madhya Pradesh, 482001 camsjab@camsonline.com . 144, Vijay Nagar, Near Capital Small Finance Bank, Football Chowk, Jalandar City-144001 camsjal@camsonline.com . Rustomji Infotech Services 70, Navipeth Opp. Old Bus Stand, Jalgaon, Maharashtra, 425001 camsjlg@camsonline.com . 207, Manek Centre, P N Marg, Jamnagar, Gujarat, 361001 camsjam@camsonline.com . Millennium Tower, "R" Road, Room No.15 First Floor, Bistupur, Jamshepur, Jharkhand, 831001 camsjjp@camsonline.com . 1/5, Nirmal Tower, 1st Chopasani Road, Jodhpur, Rajasthan, 342003 camsjjd@camsonline.com . 2 B, 3rd Floor, Ayodhya Towers, Station Road, Kolarpur, Maharashtra, 416001 camskhp@camsonline.com . B-33 'Kalyan Bhawan, Near Triangle Park, Vallabh Nagar, Kota, Rajasthan, 324007 camskot@camsonline.com . 1307 B, Puthenparambil Building, KSACS Road, Opp. ESIC Office, Behind Malayala Manorama Muttambalam P O, Kottayam-686501 camsktm@camsonline.com . 108 1st Floor Shivam Plaza, Opp: Eves Cinema, Hapur Road, Meerut, Uttar Pradesh, 250002 camsmee@camsonline.com . H-21-22, 1st Floor, Ram Ganga Vihar Shopping Complex, Opposite Sale M, Mysore, Karnataka, 244001 camsmbd@camsonline.com . Brahman Toili, Durgasthan Gota Road, Muzaffarpur, Bihar, 842001 camsmuz@camsonline.com . No.1st Floor, CH-26 7th Main, 5th Cross (Above Trishakti Medicals), Saraswati Puram, Mysore, Karnataka, 570009 camsmys@camsonline.com . 1st Floor, "Shradha Niketan" Opp Hotel City Pride, Sharanpur Road, Nasik-422002 camsmnk@camsonline.com . 97/56, I Floor, Immadisetty Towers, Ranganyakupet Road, Santhapet, Nellore, Andhra Pradesh, 524001 camsnel@camsonline.com . SCO 85-84, First Floor, Devi Lal Shopping Complex, Opp RBL Bank, G.T.Road , Panipat, Haryana, 132103 camspan@camsonline.com . No.35 New Lal Bagh, Opp. Polo Ground, Patiala-147001 camspat@camsonline.com . S-8, 100, Jawahar Nehru Street (New Complex), Opp. Indian Coffee House), Pondicherry, Pondicherry, 605001 camspdy@camsonline.com . HIG-C-23 Sector -1, Devendra Nagar, Raipur, Chattisgarh, 492004 camsrar@camsonline.com . Door No: 6-2-12, 1st Floor, Rajeswari Nilayam, Near Vamsikrishna Hospital, Nyapatthi Vari Street, T Nagar, Rajahmundry, Andhra Pradesh, 533101 camsrhm@camsonline.com . Office 207 - 210, Everest Building, Harihar Chowk, Opp. Shastrji Maidan, Limda Chowk, Rajkot, Gujarat, 360001 camsrjk@camsonline.com . 4, HB Road No: 206, 2nd Floor Sri Lak Bank, Beside V-Mart, Near RAKSHAN, Gwalior Road, Jhansi-284001 camsjhs@camsonline.com . City Enclave, Opp. Kumar Nursing Home Ramghat Road Aligarh Uttar Pradesh-202001 camsalg@camsonline.com . 117 / A / 3 / 22, Shukrawar Peth, Sargam Apartment, Sotara, Maharashtra, 415002 camssat@camsonline.com . No.28/8 1st Floor, Balakrishna Colony, Pachaiappa Street, Near VVP Lodge, Kumbakonam - 612001 camskum@camsonline.com . Ground Floor, Gurudwara Road, Near Old Vijaya Bank, Bhagalpur - 812001 camsbhp@camsonline.com . F-62-63, 2nd Floor, Butler Plaza Commercial Complex Civil Lines Bareilly Uttar Pradesh-243001 camsbly@camsonline.com . Opp. RLT Science College Civil Lines, Akola, Maharashtra, 444001 camskak@camsonline.com . 124-B/R, Model Town Yamunanagar, Yamuna Nagar, Haryana, 135001 camsnrn@camsonline.com . SSM Jalan Road Ground Floor Opp. Hotel Ashoke, Caster Town, Deogarh, Jharkhand, 81412 camscas@camsonline.com . HNo.7-1-257, Upstairs S B H mangamathota, Karimnagar, Telangana, 505001 camskri@camsonline.com . Bandi Subbaramiah Complex, D.No.3/1718, Shop No. 8, Raja Reddy Street, Kadapa, Andhra Pradesh, 516001 camskdp@camsonline.com . I Floor, Opp. Panchayat Bhawan Main gate Bus Stand, Shimla, Himachal Pradesh, 171001 camssml@camsonline.com . Room No.PP.14/435 Casa Marina Shopping Centre, Talap, Kannur, Kerala, 670004 camsknr@camsonline.com . 1st Floor, Subhadra Complex Urban Block Mehsana, Gujarat, 394002 camsmna@camsonline.com . Municipal Market, Annanda Chowk, Hazratnagar, Hyderabad, 506001 camswgl@camsonline.com . B C Sen Road, Balasore, Orissa, 756001 camsbis@camsonline.com . JRDS Heights Sector 14 Nanak Nagar Near Peaks Auto Showroom Jammu Jammu & Kashmir, 180004 camsjmu@camsonline.com . No.18/47A, Govind Nilaya, Ward No.20, Sangankal Moka Road, Gandhinagar, Ballari-585102 camsbry@camsonline.com . 214-215, 2nd Floor, Shivani Park, Opp. Shankeshwar Complex, Kaliwadi, Navsari -396445, Gujarat camsnvs@camsonline.com . SCO 06 Ground Floor, MR Complex, Near Sonlipat Stok Delhi Road, Rohtak-124001 camsrkt@camsonline.com . Shop No. 6, Door No. 19-10-18, (Opp to Passport Office), AIR Bypass Road, Tirupati-157501, Andhra Pradesh camstpt@camsonline.com . A - 1/50, Block A Kalyani - Nadia Dt. PIN- 741235 camskal@camsonline.com . Office No.4-5, First Floor, RTO Relocation Commercial Complex-B, Opp. Fire Station, Near RTO Circle, Bhuj-Kutch-370001 camsbuj@camsonline.com . Flat No 109, 1st Floor A Wing, Kalyani Tower 126 Siddheshwar Peth, Near Pangal High School Salapur, Maharashtra, 413001 camsslp@camsonline.com . "Aastha Plus" 202-A, 2nd Floor, Sardarbag Road, Nr. Alkapur Opp. Zansi Rani Statue, Junagadh Gujarat-362001 camsjdh@camsonline.com . Shop No 1 F -56 First Floor, Omkar Complex Opp Old Colony, Nr. Valia Char Rasta, GIDC, Ankleshwar, Gujarat, 393002 camskil@camsonline.com . Uthram Chambers (Ground Floor), Thamarakulam, Kollam-691006 camskim@camsonline.com . No.372/18, 1st Floor Above IDBI Bank, Beside V-Mart, Near RAKSHAN, Gwalior Road, Jhansi-284001 camsjhs@camsonline.com . City Enclave, Opp. Kumar Nursing Home Ramghat Road Aligarh Uttar Pradesh-202001 camsalg@camsonline.com . 117 / A / 3 / 22, Shukrawar Peth, Sargam Apartment, Sotara, Maharashtra, 415002 camssat@camsonline.com . No.28/8 1st Floor, Balakrishna Colony, Pachaiappa Street, Near VVP Lodge, Kumbakonam - 612001 camskum@camsonline.com . Ground Floor, Gurudwara Road, Near Old Vijaya Bank, Bhagalpur - 812001 camsbhp@camsonline.com . F-62-63, 2nd Floor, Butler Plaza Commercial Complex Civil Lines Bareilly Uttar Pradesh-243001 camsbly@camsonline.com . Opp. RLT Science College Civil Lines, Akola, Maharashtra, 444001 camskak@camsonline.com . 124-B/R, Model Town Yamunanagar, Yamuna Nagar, Haryana, 135001 camsnrn@camsonline.com . SSM Jalan Road Ground Floor Opp. Hotel Ashoke, Caster Town, Deogarh, Jharkhand, 81412 camscas@camsonline.com . HNo.7-1-257, Upstairs S B H mangamathota, Karimnagar, Telangana, 505001 camskri@camsonline.com . Bandi Subbaramiah Complex, D.No.3/1718, Shop No. 8, Raja Reddy Street, Kadapa, Andhra Pradesh, 516001 camskdp@camsonline.com . I Floor, Opp. Panchayat Bhawan Main gate Bus Stand, Shimla, Himachal Pradesh, 171001 camssml@camsonline.com . Room No.PP.14/435 Casa Marina Shopping Centre, Talap, Kannur, Kerala, 670004 camsknr@camsonline.com . 1st Floor, Subhadra Complex Urban Block Mehsana, Gujarat, 394002 camsmna@camsonline.com . Municipal Market, Annanda Chowk, Hazratnagar, Hyderabad, 506001 camswgl@camsonline.com . 15-570-33, I Floor Pallavi Towers, Subash Road, Opp. Canara Bank, Anantapur, Andhra Pradesh, 515001 camsatp@camsonline.com . Shop No.26 and 27, Door No.39/265A and 39/265B, Second Floor, Skanda Shopping Mall, Old Chad Talkies, Vaddageri, 39th Ward, Kurumb-510001 camskrl@camsonline.com . No-12, Opp. HDFC Bank, Red Square Market, Hisar, Haryana, 125001 camshsr@camsonline.com . 18 L Block Sri Ganganagar, Rajasthan, 335001 camsgnr@camsonline.com . 2907 GH, GT Road, Near Zila Parishad, Bhatinda, Punjab, 151001 camsbti@camsonline.com . No.65 1st Floor Kishnapeta Compound, Hospital Street, Hosmane Extn, Shimoga, Karnataka, 577201 camsshim@camsonline.com . Door No.18/507/3 Anugraha, Garden Street, College Road, Palakkad-678 001, Kerala camspkd@camsonline.com . F-4-Classic Heritage, Near Axis Bank, Opp. BPS Club, Pajifond, Margao, Goa-403601 camsmrg@camsonline.com . 126 G, V.P.Towers, Kovai Road, Basement of Axis Bank Karur, Tamilnadu, 639002 camskar@camsonline.com . Behind rajasthan patrika in front of vijaya bank 1404, amar singh pura Bikaner.334001 camskbn@camsonline.com . D No.25-4-29, 1st floor, Kommirreddy vst street, Beside Warf Road, Opp swathi medicals, Kakinada-533001 camskkd@camsonline.com . Shop No.B-104, First Floor, Nearayan Plaza, Link Road, Bilaspur (C.G.)-495001 camsbil@camsonline.com . 208, 2nd Floor HEENA ARCADE, Opp. Tirupati Tower Near G.I.D.C. Char Rasta, Vijay, Gujarat, 396195 camsvap@camsonline.com . SCO 48-49, Ground Floor, opp near, Bal Bhawan Road, Near HDFC Bank, Ambala City, Haryana - 134 003 camsam@camsonline.com . Advisor Chownmuhani (Ground Floor), Krishnanagar, Agartala, Tripura, 799001 camsgat@camsonline.com . I Floor, Krishna Complex Opp. Hathi Gate Court Road, Saharanpur, Uttar Pradesh, 247001 camssah@camsonline.com . "Silver Palace" OT Road, Inda-Kharagpur, G.P.-Barakola, C.S.Kharagpur Local, Dist West Midnapore-721305 camskhg@camsonline.com . 1st Floor, Room No-61(63), International Shopping Mall, Opp. ST Thomas Evangelical Church, Above Thomson Bakery, Manjady, Thiruvalla-689105 camstvl@camsonline.com . Doctor's Tower Building, Door No. 14/2562, 1st floor, North of Iron Bridge, Near Hotel Arcadia Regency, Alleppey, Kerala, 688001 camsalp@camsonline.com . E-3, Ground Floor, Sector 3, Near Fresh Food factory, Noida-201301 camsnoid@camsonline.com . Dev Corpora, 1st Floor, Office No.102, Cadbury Junction, Eastern Express Way, There-400601 camsthn@camsonline.com . No.3511, Con.501, 5th Floor, Western Express Highway, Andheri East, Mumbai-400069 camswad@camsonline.com . Jyeshwar Krupa BldgShp, NO.2, Ground Floor, Tilak Chowk, Harbhata Road, Sangli, Maharashtra-416416 camssgl@camsonline.com . Shop No 6 - TIARA Road, Anand Plaza Complex, Bharat Nagar, Shivaji Putla Road, Jalna, Maharashtra, 431203 camsjna@camsonline.com . Platinum Mall, Office No.307, 3rd Floor, Jawahar Road, Ghatkopar East, Mumbai-400077 camsgkp@camsonline.com . 501 - 504, CTS 617, 617/1-4, Off Chandavarkar Lane, Maharashtra Nagar, Borivali - West, Mumbai - 400092 Cambsor@camsonline.com . BSEL Tech Park, B-505, Plot No.39/5 & 39/5A, Sector 30A, Opp. Vashi Railway Station, Vashi, Navi Mumbai-400705 camsvsh@camsonline.com . Aggarwal Cyber Plaza-II, Commercial Unit No-371, 3rd Floor, Plot No C-7, Netaji Subhash Palace, Pitampura-110034 camspdel@camsonline.com . 3rd Floor, B R Complex, No.66, Door No.11A, Ramakrishna Iyer Street, Opp. National Cinema Theatre, West Tambaram, Chennai-600045 camstam@camsonline.com . Office Number 12, 1st Floor, Mahatta Tower, B Block Community Centre, Janakpuri, New Delhi -110058 camsdeld@camsonline.com . First Floor, No.17/1, (272) 12th Cross Road, Wilson Garden, Bangalore-560027 camsbwg@camsonline.com . A-111, First Floor, R K Casta, Behind Patel Super Market, Station Road, Baruch-392001 camsbhr@camsonline.com . No.29, Avtar Colony, Behind vishal mega mart, Karnal-132001 camsknl@camsonline.com . Office No.503, Buildmore Business Park, New Canca By pass Road, Ximer, Mapusa Goa-403507 Not applicable . F142, First Floor, Ghantakarna Complex, Gunj Bazar, Nadiad, Gujarat, 387001 camsndi@camsonline.com . 3, Adelite Apartment, Christian Mohala, Behind Gulshan-E-Iran Hotel, Amardeep Talkies Road, Bhusawal, Maharashtra, 425201 Not applicable . A/177, Kailash Complex Opp. Khedut Deep Gondal, Gujarat, 360311 camsgdl@camsonline.com . No DU 8, Upper Ground Floor, Behind Technolect Clinic, Suviddha Complex Near ICICI Bank, Vasco, Goa, 403802 Not applicable . 3/1, R.N. Mukherjee Road, 3rd Floor, Office space -3C, "Shreeram Chambers", Kolkata -700 001 Not applicable . No.158, Rayala Tower-1, Anna Salai, Chennai-600002 chennai_isc@camsonline.com . No.3, 1st Floor, Shree Parvati, Plot No.1/175, Opp. Mauli Sabhagruh, Zopadi Canteen, Served, Ahmednagar-414003 camscan@camsonline.com . C/O RAJESH MAHADEV & CO SHOP NO 3, 1st Floor, JAMIA COMLEX STATION ROAD BASTI PIN - 272002 camsbst@camsonline.com . 2nd Floor, Parasra Road, Near Surya Lodge, Sood Complex, Above Nagpur CT Scan, Chhindwara, Madhya Pradesh 480001 camschc@camsonline.com . 3, Ashok Nagar, Near Heera Vatika, Chittorgarh, Rajasthan 312001 camscor@camsonline.com . Ground Floor, Belbhadrapur, Near Sahara Office, Laheriasarai, Near Chowk, Laheriasarai, Darbhanga-846001 camsdar@camsonline.com . 16A/63A, Pidamaneri Road, Near Indoor Stadium, Dharmapur, Tamilnadu 636701 camsdmp@camsonline.com . House No 3140, Opp Liberty Furniture, Jamnata Bajaj Road, Near Tower Garden, Dhule, Maharashtra 424001 camsdhu@camsonline.com . 1163/196A, Civil Lines, Behind Tripati Road, Faizabad, Uttar Pradesh-224001 camsfzd@camsonline.com . Shyam Sadan, First Floor, Plot No.120, Sector 1/A, Gandhidham-370201 camsgdm@camsonline.com . Pal Complex, 1st Floor, Opp. City Bus Stop, Super Market, Gulbarga, Karnataka 585101 camsglg@camsonline.com . MOUZA-BASUDEPUR, JAL, No. 126, Haldia Municipality, Ward No 10, Durgachak, Haldia - 721602 camshld@camsonline.com . Durga City Centre, Nanital Road, Haldwani, Uttarakhand-261339 camshdw@camsonline.com . D-78, First Floor, New Durga Bazar, Near Railway Crossing, Himmatnagar, Gujarat 383001 camshimn@camsonline.com . Near Archies Gallery, Shimla Pahari Chowk, Hoshiarpur, Punjab 146001 camshsp@camsonline.com . Survey No.25/204, Attibele Road, HCF Post, Mathigiri, Above Time Kids School, Oppsite To Kuttys Frozen Foods, Hosur-635110 camshos@camsonline.com . 248, Fort Road Near Amber Hotel, Jaunpur Uttar Pradesh-222001 camsjnp@camsonline.com . 1st Floor, Gurnanak dharmakanta, Dalajapur Road, Bargawan, Katni, Madhya Pradesh 483501 camskat@camsonline.com . Shop No: 11 - 2 - 31/3, 1st floor, Philips Complex, Balajinagar, Wyra Road, Near Baburao Petrol Bunk, Khammam, Telangana 507001 camskmm@camsonline.com . Daxhinapan Abasan, Opp Lane of Hotel Kalinga, S.M Pally, Malda, Westbengal 732101 camsmld@camsonline.com . Shop No-A2, Basement floor, Academy Tower, Opposite Corporation Bank, Manipal, Karnataka 571046 camsmpl@camsonline.com . 159/160 Vikas Bazar Mathura Uttar Pradesh-281001 camsmth@camsonline.com . No.9, New Town, Opp. Jaswal Hotel, Daman Building, Moga-142001 camsmog@camsonline.com . 156A / 1, First Floor, Lakshmi Vilas Building Opp. To District Registrar Office, Trichy Road, Namakkal, Tamilnadu 637001 camsmnk@camsonline.com . Gopal Trade center, Shop No.13-14, 3rd Floor, Nr.BK Mercantile bank, Opp. Old Gunj, Panjapur-385001 camspal@camsonline.com . 17, Anand Nagar Complex Opposite Mat Lal Nehru Stadium SAI Hostel Jail Road Re Bareilly Uttar Pradesh -229901 camsmrae@camsonline.com . No 59 A/1, Railway Feeder Road (Near Railway Station) Rajapalayam Tamilnadu-626117 camsrjp@camsonline.com . Daffria & Co.No.18, Ram Bagh, Near Scholar's School, Ratlam, Madhya Pradesh 475001 camsrml@camsonline.com . Orchid Tower, Gr Floor, Gola No.06, S.No.301/Paiki 1/2, Nacchane Municipality Aat.Aroya Mandir, Nacchane Link Road, At Post, Tal.Ratnagiri Dist.Ratnagiri-415612 camsrng@camsonline.com . 22, Civil Lines, Ground Floor, Hotel Krish Residency, Roorkee, Uttarakhand 247666 camsrke@camsonline.com . Opp. Somani Automobiles, Bhogwanjanj Nagar, Madhya Pradesh 470002 camsmg@camsonline.com . c o m s a s o n l i n e . c o m . Bijlipura, Near Old Distt Hospital, Jal Road, Shahjahanpur Uttar Pradesh-242001 camsspn@camsonline.com . Ground Floor of CA Deepak Gupta, M G Complex, Bhawna marg, Beside Over Bridge, bansal Cinema Market, Sira Haryana, 125055 camssrs@camsonline.com . Arya Nagar Near Arya Kanya School Sitapur Uttar Pradesh-261001 camstsp@camsonline.com . 1st Floor, Above Sharma General Store, Near Sanki Rest house, The Mall, Solan, Himachal Pradesh, 173212 camssol@camsonline.com . Door No 4-4-96, First Floor, Vijaya Ganapathi Temple Back Side, Nanubala Street, Srikakulam, Andhra Pradesh 532001 camsrk@camsonline.com . 967, Civil Lines Near Pant Stadium Sultanpur Uttar Pradesh-228001 camssln@camsonline.com . Shop No.12, M.D. Residency, Swastik Cross Road, Surendranagar - 363001 camssng@camsonline.com . Bangiya Vidyalaya Road, Near Old post office, Durgabari, Tinsukia, Assam, Pin - 786125 camstns@camsonline.com .

MUTUAL FUND INVESTMENTS ARE SUBJECT TO MARKET RISKS, READ ALL SCHEME RELATED DOCUMENTS CAREFULLY.

QUICK CONNECT



<https://navi.com/mutual-fund>



Toll free : 1800 203 2131



mf@navi.com