


Factsheet

May 2026

Navi Flexi Cap Fund



NAVI FLEXI CAP FUND

An open ended equity scheme investing across large, mid & small cap stocks

This product is suitable for investors who are seeking*

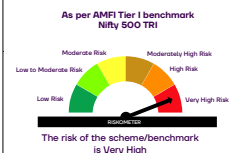
- Capital appreciation over the long term
- To generate capital appreciation by investing in equity and equity related instruments across large, mid & small cap stocks

*Investors should consult their financial advisers if in doubt about whether the product is suitable for them.

Scheme Riskometer



Benchmark Riskometer



Mutual Fund investments are subject to market risks, read all scheme related documents carefully.

Fund Manager: An employee of the asset management company such as a mutual fund or life insurer, who manages investments of the scheme. He is usually part of a larger team of fund managers and research analysts.

Application Amount for Fresh Subscription: This is the minimum investment amount for a new investor in a mutual fund scheme.

Minimum Additional Amount: This is the minimum investment amount for an existing investor in a mutual fund scheme.

Yield to Maturity: The Yield to Maturity or the YTM is the rate of return anticipated on a bond if held until maturity. YTM is expressed as an annual rate. The YTM factors in the bond's current market price, par value, coupon interest rate and time to maturity.

SIP: SIP or systematic investment plan works on the principle of making periodic investment of a fixed sum. It works similar to a recurring bank deposit. For instance, an investor may opt for an SIP that invests ₹500 every 15th of the month in an equity fund for a period of three years.

NAV: The NAV or the net asset value is the total asset value per unit of the mutual fund after deducting all related and permissible expenses. The NAV is calculated at the end of every business day. It is the value at which the investor enters or exits the mutual fund.

Index: A group of securities, usually a market index, whose performance is used as a standard or TRI to measure investment performance of mutual funds, among other investments. Some typical TRIs include the Nifty 50, Sensex 30, BSE200, BSE500, 10-year Gsec.

Note: SEBI, vide clause 10.4.1a of SEBI Master Circular on Mutual Funds dated June 27, 2024 has abolished entry load and mandated that the upfront commission to distributors will be paid by the investor directly to the distributor, based on his assessment of various factors including the service rendered by the distributor.

Exit Load: Exit load is charged at the time an investor redeems the units of a mutual fund. The exit load is deducted from the prevailing NAV at the time of redemption. For instance, if the NAV is ₹100 and the exit load is 1%, the redemption price would be ₹99 per unit.

Modified Duration: Modified duration is the price sensitivity and the percentage change in price for a unit change in yield.

Standard Deviation: Standard Deviation is a statistical measure of the range of an investment's performance. When a mutual fund has a high standard deviation, it means its range of performance is wide, implying greater volatility.

Sharpe Ratio: The Sharpe Ratio, named after its founder, the Nobel Laureate William Sharpe, is a measure of risk-adjusted returns. It is calculated using standard deviation and excess return to determine reward per unit of risk.

Beta: Beta is a measure of an investment's volatility vis-à-vis the market. Beta of less than 1 means that the security will be less volatile than the market. A beta of greater than 1 implies that the security's price will be more volatile than the market.

AUM: AUM or assets under management refers to the recent/ updated cumulative market value of investments managed by a mutual fund or any investment firm.

Holdings: The holdings or the portfolio is a mutual fund's latest or updated reported statement of investments/ securities. These are usually displayed in terms of percentage to net assets or the rupee value or both. The objective is to give investors an idea of where their money is being invested by the fund manager.

Nature of Scheme: The investment objective and underlying investments determine the nature of the mutual fund scheme. For instance, a mutual fund that aims at generating capital appreciation by investing in stock markets is an equity fund or growth fund. Likewise, a mutual fund that aims at capital preservation by investing in debt markets is a debt fund or income fund. Each of these categories may have sub-categories.

Rating Profile: Mutual funds invest in securities after evaluating their creditworthiness as disclosed by the ratings. A depiction of the mutual fund in various investments based on their ratings becomes the rating profile of the fund. Typically, this is a feature of debt funds.

Portfolio Turnover: Portfolio Turnover is a measure of how frequently assets within a fund are bought and sold by the managers.

R-Squared: R-Squared is a statistical measure that represents the percentage of a fund or security's movements that can be explained by movements in a TRI index.

Average Maturity: In a mutual fund containing debt securities, Average Maturity is the average amount of time until the debt securities mature.

Portfolio Yield: Portfolio Yield is computed by determining the cash flows for the portfolio and determining the interest rate that will make the present value of the cash flows equal to the market value of the portfolio.

Total Expense Ratio: Weighted Average i.e. Total Expense of the month / average Asset / number of days in month * days in a year.

Macaulay Duration

The Macaulay duration is the weighted average term to maturity of the cash flows from a bond. It is the measure of bonds sensitivity to interest rate changes. The weight of each cash flow is determined by dividing the present value of the cash flow by the price. Macaulay duration can be calculated:

$$\text{Macaulay Duration} = \frac{\sum_{t=1}^n \frac{t * C}{(1+y)^t} + \frac{n * M}{(1+y)^n}}{\text{Current Bond Price}}$$

Where:

t = respective time period

C = periodic coupon payment

y = periodic yield

n = total number of periods

M = maturity value

Current Bond Price = Present value of cash flows

Example Calculation

The calculation of Macaulay duration is straightforward. Assume there is a bond priced at ₹ 1,000 that pays a 6% coupon and matures in six years available at a Yield to Maturity (YTM) of 6%. The bond pays the coupon once a year, and pays the principal on the final payment. Given this, the following cash flows are expected over the next six years.

Cash Flow					
Year 1	Year 2	Year 3	Year 4	Year 5	Year 6
₹ 60	₹ 60	₹ 60	₹ 60	₹ 60	₹ 60

With the periods and the cash flows known, a discount factor must be calculated for each period. This is calculated as $1 / (1 + r)^n$, where r is the interest rate and n is the period number in question. Thus the discount factors would be,

Discount Factor					
Year 1	Year 2	Year 3	Year 4	Year 5	Year 6
0.9434	0.8900	0.8396	0.7921	0.7473	0.7050

Next, multiply the year's cash flow by the year number and by its corresponding discount factor to find the present value of the cash flow.

Period	Present value formula	Present Value
Year 1	1 * ₹ 60 * 0.9434	₹ 56.60
Year 2	2 * ₹ 60 * 0.8900	₹ 106.80
Year 3	3 * ₹ 60 * 0.8396	₹ 151.13
Year 4	4 * ₹ 60 * 0.7921	₹ 190.10
Year 5	5 * ₹ 60 * 0.7473	₹ 224.18
Year 6	6 * ₹ 1,060 * 0.7050	₹ 4,483.55

Sum these values = ₹ 5,212.36 = numerator Current Bond Price = sum of PV Cash Flows = $60 / (1 + 6\%)^1 + 60 / (1 + 6\%)^2 + \dots + 1060 / (1 + 6\%)^6 = ₹ 1,000$ = denominator Macaulay duration = ₹ 5,212.36 / ₹ 1,000 = 5.21 A coupon paying bond will always have its duration less than its time to maturity. In the example above, the duration of 5.21 years is less than the time to maturity of 6 years.

Sr No.	Name of existing scheme(s)	SEBI Classifications
A. Equity Schemes :		
1	Navi Flexi Cap Fund	Flexi Cap Fund
2	Navi Large & Midcap Fund	Large and Mid Cap Fund
B. Debt Scheme :		
3	Navi Liquid Fund	Liquid Fund
C. Hybrid Scheme :		
4	Navi Aggressive Hybrid Fund (earlier known as Navi Equity Hybrid Fund)	Aggressive Hybrid Fund

Statutory Details

Sponsor: Navi MF Sponsor Private Limited (Formerly known as Anmol Como Broking Private Limited)

Trustee: Navi Trustee Limited

CIN - U65990WB2009PLC134536

Investment Manager: Navi AMC Limited

CIN - U65990KA2009PLC165296

Toll free number if any: 1800 203 2131

Website: <https://navi.com/mutual-fund>

Email id for investor care: mf@navi.com

Navi Flexi Cap Fund

An open-ended equity scheme investing across large, mid & small cap stocks.



Investment Objective

To generate capital appreciation in the long term through equity investments by investing in a diversified portfolio of large cap, mid cap and small cap companies as defined by SEBI from time to time. There is no assurance that the investment objective of the scheme will be achieved.



Fund Manager

Mr. Ashutosh Shirwaikar is the Fund Manager from February 14, 2025. Mr. Ashutosh Shirwaikar manages 16 schemes.



Scheme Details

Inception Date (Date of Allotment): 9th July, 2018

Index: Nifty 500 TRI

Minimum Application Amount: ₹100/- and in multiples of ₹1/- thereafter

Load Structure: Exit Load : NIL

Asset Allocation Pattern: Equity and Equity Related Instruments: 65% to 100% Debt and Money Market Instruments: 0% to 35% InvITs- 0% to 10%

Base Expense Ratio : Regular Plan: 2.10% | Direct Plan: 0.51%

Portfolio Turnover Ratio (Times): 0.51

For TER inclusive of GST please refer to page no. 13



Net Asset Value (NAV)

as on May 31, 2026

Scheme	NAV (in ₹)
Direct Plan - Dividend Option	27.3096
Direct Plan - Growth Option	27.5558
Direct Plan - Half Yearly Dividend Option	27.3452
Direct Plan - Monthly Dividend Option	27.3395
Direct Plan - Quarterly Dividend Option	27.3669
Direct Plan - Yearly Dividend Option	27.3445
Regular Plan - Dividend Option	23.6320
Regular Plan - Growth Option	23.6286
Regular Plan - Half Yearly Dividend Option	23.6324
Regular Plan - Monthly Dividend Option	23.6380
Regular Plan - Quarterly Dividend Option	23.6260
Regular Plan - Yearly Dividend Option	23.6292



Fund Size

(as on May 31, 2026)

AUM: ₹ 265.88 Crs | **Monthly Average AUM:** ₹ 263.73 Crs



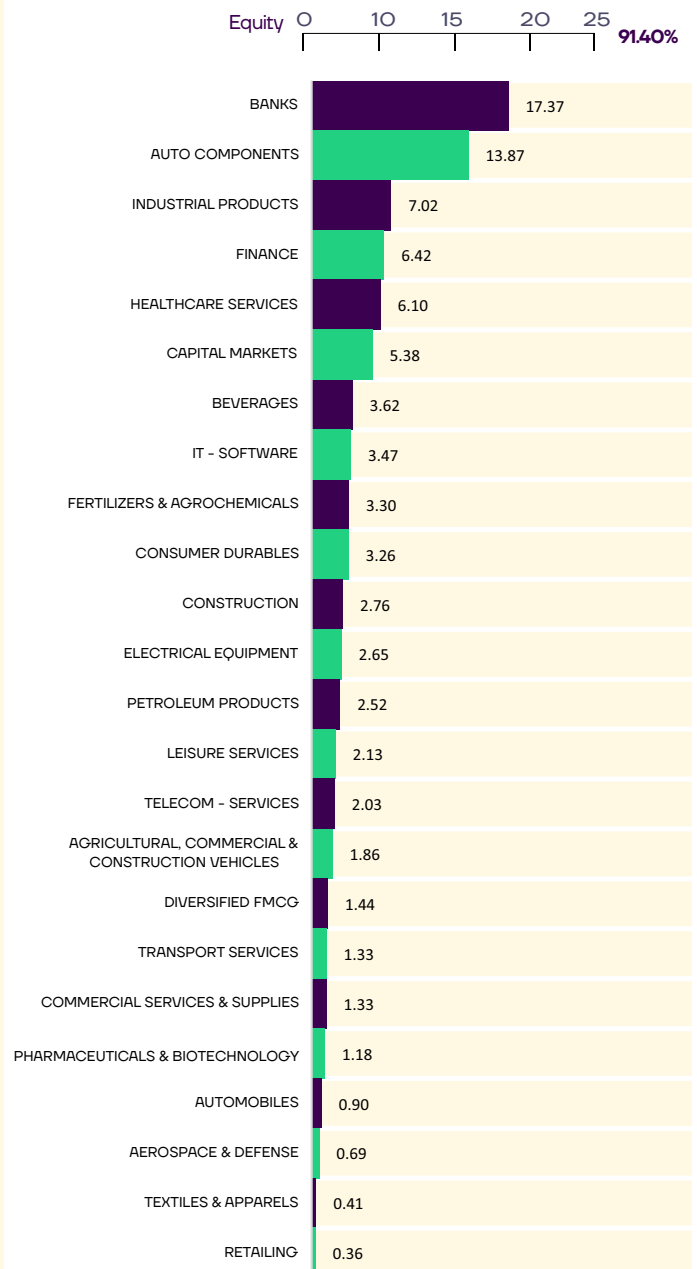
Risk Measures

(as on May 31, 2026)

Std.Dev: 15.7218 | **Beta:** 0.9515 | **Sharpe Ratio:** 0.5452

Std.Dev Index: 15.4733

Industry Allocation Equity (%)



Portfolio Holdings as on May 31, 2026

Portfolio Holdings	Sector/Rating	% of Net Assets	Portfolio Holdings	Sector/Rating	% of Net Assets
EQUITY SHARES		91.40%	INFOSYS LIMITED	IT - SOFTWARE	0.96%
* ICI BANK LIMITED	BANKS	4.16%	PRICOL LIMITED	AUTO COMPONENTS	0.94%
* AXIS BANK LIMITED	BANKS	4.09%	INDEGENE LIMITED	HEALTHCARE SERVICES	0.93%
* HDFC BANK LIMITED	BANKS	3.68%	BANK OF BARODA	BANKS	0.92%
* USHA MARTIN LTD	INDUSTRIAL PRODUCTS	3.35%	INTERARCH BUILDING SOLUTIONS LIMITED	CONSTRUCTION	0.92%
* KOTAK MAHINDRA BANK LIMITED	BANKS	2.97%	C.E. INFO SYSTEMS LIMITED	IT - SOFTWARE	0.91%
* SAMJARDHANA MOTHERSON INTERNATIONAL LTD	AUTO COMPONENTS	2.80%	REC LIMITED	FINANCE	0.91%
* S.J.S. ENTERPRISES LIMITED EQ	AUTO COMPONENTS	2.65%	TATA MOTORS LIMITED	AUTOMOBILES	0.90%
* VARUN BEVERAGES LIMITED	BEVERAGES	2.57%	BANK OF MAHARASHTRA	BANKS	0.83%
* RAINBOW CHILDRENS MEDICARE LIMITED	HEALTHCARE SERVICES	2.49%	SANSERA ENGINEERING LIMITED	AUTO COMPONENTS	0.75%
* FIEM INDUSTRIES LTD	AUTO COMPONENTS	2.24%	ZEN TECHNOLOGIES LIMITED	AEROSPACE & DEFENSE	0.69%
ASTRAL LIMITED	INDUSTRIAL PRODUCTS	2.17%	NARAYANA HRUDAYALAYA LIMITED	HEALTHCARE SERVICES	0.68%
RELIANCE INDUSTRIES LIMITED	PETROLEUM PRODUCTS	2.14%	POLYCAB INDIA LIMITED	INDUSTRIAL PRODUCTS	0.68%
BLS INTERNATIONAL SERVICES LIMITED	LEISURE SERVICES	2.13%	ADITYA BIRLA CAPITAL LIMITED	FINANCE	0.65%
BHARTI AIRTEL LIMITED	TELECOM - SERVICES	2.03%	KIRLOSKAR OIL ENGINES LTD	INDUSTRIAL PRODUCTS	0.62%
APOLLO HOSPITALS ENTERPRISE LIMITED	HEALTHCARE SERVICES	2.00%	HDFC ASSET MANAGEMENT COMPANY LIMITED	CAPITAL MARKETS	0.60%
CREDITACCESS GRAMEEN LIMITED	FINANCE	1.90%	SENCO GOLD LIMITED	CONSUMER DURABLES	0.60%
LARSEN & TOUBRO LIMITED	CONSTRUCTION	1.84%	ASHOK LEYLAND LIMITED	AGRICULTURAL, COMMERCIAL & CONSTRUCTION VEHICLES	0.58%
SHRIRAM FINANCE LIMITED	FINANCE	1.76%	KPIT TECHNOLOGIES LIMITED	IT - SOFTWARE	0.54%
CANARA ROBECO MUTUAL FUND	CAPITAL MARKETS	1.74%	360 ONE WAM LIMITED	CAPITAL MARKETS	0.48%
LUMAX INDUSTRIES LIMITED	AUTO COMPONENTS	1.69%	MOTILAL OSWAL FINANCIAL SERVICES	CAPITAL MARKETS	0.46%
YASH HIGHVOLTAGE LTD	ELECTRICAL EQUIPMENT	1.66%	COMPUTER AGE MANAGEMENT SERVICES LIMITED	CAPITAL MARKETS	0.45%
DHANUKA AGRITECH LIMITED	FERTILIZERS & AGROCHEMICALS	1.47%	STATE BANK OF INDIA	BANKS	0.45%
UPL LIMITED	FERTILIZERS & AGROCHEMICALS	1.46%	KEWAL KIRAN CLOTHING LTD	TEXTILES & APPARELS	0.41%
ITC LIMITED	DIVERSIFIED FMCG	1.44%	GULF OIL LUBRICANTS INDIA LIMITED	PETROLEUM PRODUCTS	0.38%
ASK AUTOMOTIVE LIMITED	AUTO COMPONENTS	1.42%	PI INDUSTRIES LIMITED	FERTILIZERS & AGROCHEMICALS	0.37%
ADITYA BIRLA SUN LIFE MUTUAL FUND	CAPITAL MARKETS	1.36%	INFO EDGE (INDIA) LIMITED	RETAILING	0.36%
SKY GOLD AND DIAMONDS LIMITED	CONSUMER DURABLES	1.36%	NIPPON LIFE INDIA ASSET MANAGEMENT LTD	CAPITAL MARKETS	0.29%
INTERGLOBE AVIATION LIMITED	TRANSPORT SERVICES	1.33%	UNION BANK OF INDIA	BANKS	0.27%
REDINGTON LIMITED	COMMERCIAL SERVICES & SUPPLIES	1.33%	SUPREME INDUSTRIES LIMITED	INDUSTRIAL PRODUCTS	0.20%
GNG ELECTRONICS LIMITED	CONSUMER DURABLES	1.30%	SUPRAJIT ENGINEERING LTD	AUTO COMPONENTS	0.16%
ACTION CONSTRUCTION EQUIPMENT LTD	AGRICULTURAL, COMMERCIAL & CONSTRUCTION VEHICLES	1.28%	COMMERCIAL PAPERS		1.30%
UNO MINDA LIMITED	AUTO COMPONENTS	1.22%	TIME TECHNOPLAST LIMITED	ICRA A1+	1.30%
POWER FINANCE CORPORATION LIMITED	FINANCE	1.20%	TREPS (including TBILL held as Collateral)/Reverse Repo/Net Current Assets/Cash/Cash Equivalent		7.30%
SUN PHARMACEUTICAL INDUSTRIES LIMITED	PHARMACEUTICALS & BIOTECHNOLOGY	1.18%	Total		100.00%
TATA CONSULTANCY SERVICES LIMITED	IT - SOFTWARE	1.06%			
UNITED SPIRITS LIMITED	BEVERAGES	1.05%			
POWERICA LIMITED	ELECTRICAL EQUIPMENT	0.99%			

*Top 10 Holdings

Performance as on May 31, 2026

Period	Navi Flexi Cap Fund - Regular Growth	NIFTY 500 TRI@	NIFTY 50 TRI@	Navi Flexi Cap Fund - Direct Growth	NIFTY 500 TRI@	NIFTY 50 TRI@
1 Year CAGR %	6.42%	0.28%	-3.85%	8.28%	0.28%	-3.85%
3 Years CAGR %	11.64%	13.92%	9.54%	13.69%	13.92%	9.54%
5 Years CAGR %	11.26%	12.49%	9.88%	13.34%	12.49%	9.88%
Since Inception CAGR %	11.51%	13.14%	11.60%	13.70%	13.14%	11.60%
Current Value of investment if ₹ 10000/- was invested on Inception date (in ₹)	23631.10	26505.15	23779.12	27555.90	26,505.15	23,779.12
Current Value of investment if ₹ 10000/- was invested 1 Year Ago	10640.52	10028.08	9615.97	10,825.81	10,028.08	9,615.97
Current Value of investment if ₹ 10000/- was invested 3 Years Ago	13910.63	14777.76	13139.69	14,687.86	14,777.76	13,139.69
Current Value of investment if ₹ 10000/- was invested 5 Years Ago	17043.83	18006.56	16012.11	18,697.18	18,006.56	16,012.11

*In case, the start date or the end date of the concerned period is a non-business day, the NAV of the previous business day is considered for computation of returns. Past performance may or may not be sustained in future. The Direct Plan has a lower expense ratio as compared to the Regular/ Other than Direct Plan to the extent of distribution expenses, commission, etc. and no commission or distribution expenses for distribution of Units or distribution expenses are paid / charged under the Direct Plan. Standard TRIs prescribed are as per the applicable circular by SEBI. The performance of the Scheme is benchmarked to the Total Return variant of the Index TRI. @- Benchmark @@-Additional Benchmark.

SIP Returns

SIP Tenure (in Years)	1 Year	3 Years	5 Years	Since Inception
Investment Amount	10,000	10,000	10,000	10,000
Total No. of Installments	12	36	60	93
Total Amount Invested (in ₹)	120,000	360,000	600,000	940,000
Present Value (in ₹)	1,24,444	4,00,097	7,64,590	15,35,409
Nifty 500 TRI	1,18,863	3,95,854	7,80,829	16,47,722
Total No. Units	5,266	16,931	32,355	64,974
Yield (%)	7.05	7.02	9.66	12.26

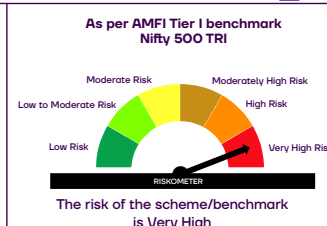
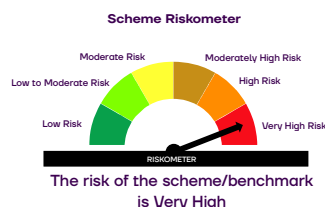
SIP date every 1st business day of the month

SIP Returns are for regular plan. Past performance may or may not be sustained in the future. Assuming ₹10,000 invested systematically on the first Business Day of every month over a period of time. Load is not taken into consideration for computation of performance. The above investment simulation is for illustrative purpose only and should not be construed as a promise on minimum returns and safeguard of capital. The AMC/Mutual Fund is not guaranteeing or promising or forecasting any returns. SIP does not assure a profit or guarantee protection against a loss in a declining market.

This Product Is Suitable For Investors Who Are Seeking[^]

- Capital appreciation over the long term
- To generate capital appreciation by investing in equity and equity related instruments across large, mid & small cap stocks

[^] Investors should consult their financial advisers if in doubt about whether the product is suitable for them.



Navi Large & Midcap Fund

An open-ended equity scheme investing in both large cap and mid cap stocks



Investment Objective

The investment objective of the scheme is to generate capital appreciation over medium to long-term by investing in equity and equity related securities of mid cap companies and large cap companies. There is no assurance that the investment objective of the scheme will be achieved.



Fund Manager

Mr. Ashutosh Shirwaikar is the Fund Manager from February 14, 2025. Mr. Ashutosh Shirwaikar manages 16 schemes.



Scheme Details

Inception Date (Date of Allotment): 07th December, 2015

Index: Nifty Large Midcap 250 TRI

Minimum Application Amount: ₹100/- and in multiples of ₹1/- thereafter

Load Structure: Exit Load : NIL

Asset Allocation Pattern: Equity and Equity related Instruments of

Large Cap Companies : 35% to 65%

Equity and Equity related Instruments of

Mid Cap Companies : 35% to 65%

Other Equity & Equity related instruments: 0% to 30%

Debt and Money Market Instruments: 0% to 30%

Investment in InvITs : 0% to 10%

Base Expense Ratio : Regular Plan: 2.10% | Direct Plan: 0.50%

Portfolio Turnover Ratio (Times): 0.62

For TER inclusive of GST please refer to page no. 13

Expense structure for Direct & Regular Plan may vary.



Net Asset Value (NAV)

as on May 31, 2026

Scheme	NAV (in ₹)
Direct Plan - Dividend Option	42.1594
Direct Plan - Growth Option	42.6737
Direct Plan - Half Yearly Dividend Option	42.0520
Direct Plan - Yearly Dividend Option	42.0149
Regular Plan - Dividend Option	35.1349
Regular Plan - Growth Option	35.1391
Regular Plan - Half Yearly Dividend Option	35.1478
Regular Plan - Yearly Dividend Option	36.1405



Fund Size (as on May 31, 2026)

AUM: ₹ 303.39 Crs | **Monthly Average AUM:** ₹ 303.69 Crs

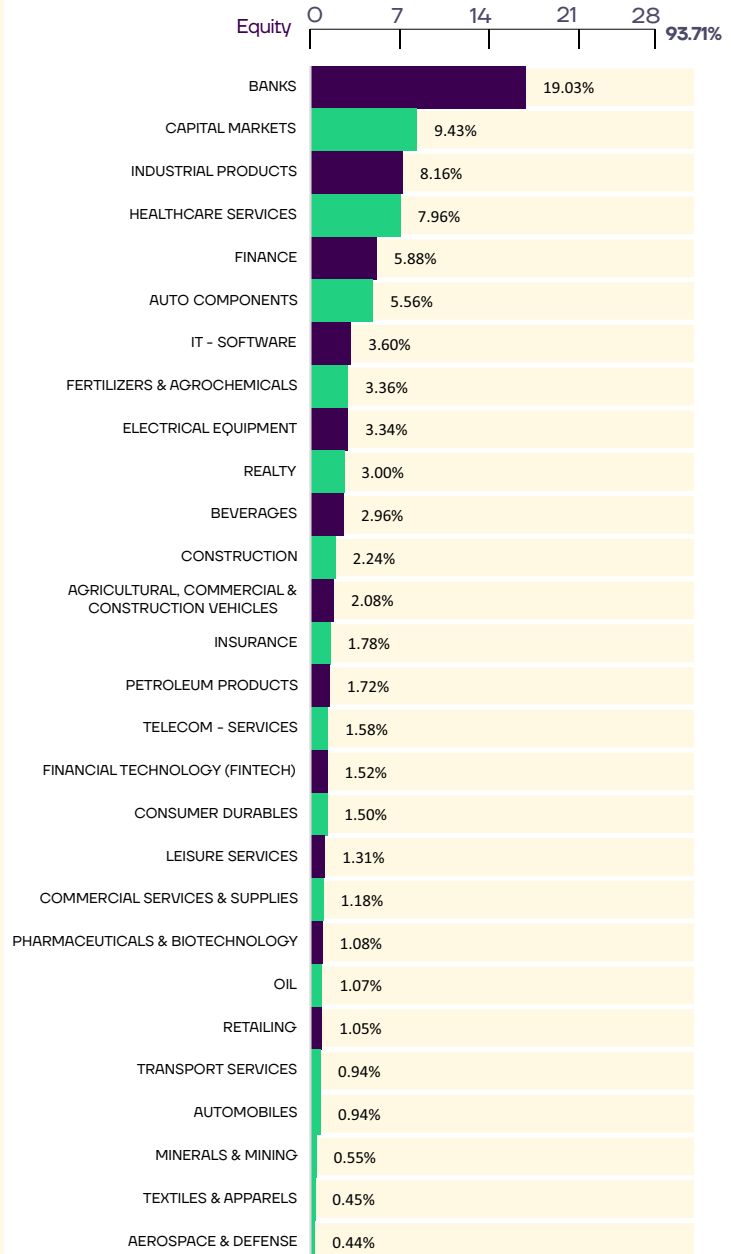


Risk Measures (as on May 31, 2026)

Std.Dev: 17.0465 | **Beta:** 0.9985 | **Sharpe Ratio:** 0.4650

Std.Dev Index: 16.0568

Industry Allocation Equity (%)



Portfolio Holdings as on May 31, 2026

Portfolio Holdings	Sector	% of Net Assets	Portfolio Holdings	Sector	% of Net Assets
EQUITY SHARES		93.71%	HOUSING AND URBAN DEVELOPMENT CORP. LTD.	FINANCE	0.90%
* ASTRAL LIMITED	INDUSTRIAL PRODUCTS	3.25%	PRESTIGE ESTATES PROJECTS LIMITED	REALTY	0.88%
* AXIS BANK LIMITED	BANKS	3.22%	CUMMINS INDIA LIMITED	INDUSTRIAL PRODUCTS	0.87%
* HDFC BANK LIMITED	BANKS	3.01%	ACTION CONSTRUCTION EQUIPMENT LTD	AGRICULTURAL, COMMERCIAL & CONSTRUCTION VEHICLES	0.85%
* UPL LIMITED	FERTILIZERS & AGROCHEMICALS	2.98%	FIEM INDUSTRIES LTD	AUTO COMPONENTS	0.78%
* THE FEDERAL BANK LIMITED	BANKS	2.76%	ICICI PRUDENTIAL LIFE INSURANCE COMPANY	INSURANCE	0.76%
* KOTAK MAHINDRA BANK LIMITED	BANKS	2.56%	ADITYA BIRLA SUN LIFE MUTUAL FUND	CAPITAL MARKETS	0.74%
* NIPPON LIFE INDIA ASSET MANAGEMENT LTD	CAPITAL MARKETS	2.38%	LUMAX INDUSTRIES LIMITED	AUTO COMPONENTS	0.74%
* BANK OF MAHARASHTRA	BANKS	2.28%	ADITYA BIRLA CAPITAL LIMITED	FINANCE	0.72%
* SAMVARDHANA MOTHERSON INTERNATIONAL LTD	AUTO COMPONENTS	2.28%	GNG ELECTRONICS LIMITED	CONSUMER DURABLES	0.67%
* ICICI BANK LIMITED	BANKS	2.17%	LTIMINDTREE LTD	IT - SOFTWARE	0.67%
APOLLO HOSPITALS ENTERPRISE LIMITED	HEALTHCARE SERVICES	2.16%	REC LIMITED	FINANCE	0.64%
VARUN BEVERAGES LIMITED	BEVERAGES	1.83%	SIEMENS LIMITED	ELECTRICAL EQUIPMENT	0.63%
LARSEN & TOUBRO LIMITED	CONSTRUCTION	1.81%	POLYCAB INDIA LIMITED	INDUSTRIAL PRODUCTS	0.62%
STATE BANK OF INDIA	BANKS	1.78%	SKY GOLD AND DIAMONDS LIMITED	CONSUMER DURABLES	0.62%
RELIANCE INDUSTRIES LIMITED	PETROLEUM PRODUCTS	1.72%	TATA CONSULTANCY SERVICES LIMITED	IT - SOFTWARE	0.62%
BSE LTD	CAPITAL MARKETS	1.64%	MAX HEALTHCARE INSTITUTE LIMITED	HEALTHCARE SERVICES	0.60%
BHARTI AIRTEL LIMITED	TELECOM - SERVICES	1.58%	C.E. INFO SYSTEMS LIMITED	IT - SOFTWARE	0.59%
PB FINTECH LIMITED	FINANCIAL TECHNOLOGY (FINTECH)	1.52%	AJANTA PHARMA LIMITED	PHARMACEUTICALS & BIOTECHNOLOGY	0.58%
360 ONE WAM LIMITED	CAPITAL MARKETS	1.49%	FORTIS HEALTHCARE LIMITED	HEALTHCARE SERVICES	0.57%
INDEGENE LIMITED	HEALTHCARE SERVICES	1.48%	NMDC LIMITED	MINERALS & MINING	0.55%
RAINBOW CHILDRENS MEDICARE LIMITED	HEALTHCARE SERVICES	1.43%	POWER FINANCE CORPORATION LIMITED	FINANCE	0.54%
BLS INTERNATIONAL SERVICES LIMITED	LEISURE SERVICES	1.31%	COMPUTER AGE MANAGEMENT SERVICES LIMITED	CAPITAL MARKETS	0.52%
INFOSYS LIMITED	IT - SOFTWARE	1.27%	MOTILAL OSWAL FINANCIAL SERVICES	CAPITAL MARKETS	0.51%
UNO MINDA LIMITED	AUTO COMPONENTS	1.27%	POWERICA LIMITED	ELECTRICAL EQUIPMENT	0.50%
NARAYANA HRUDAYALAYA LIMITED	HEALTHCARE SERVICES	1.25%	SUN PHARMACEUTICAL INDUSTRIES LIMITED	PHARMACEUTICALS & BIOTECHNOLOGY	0.50%
ESCORTS KUBOTA LIMITED	AGRICULTURAL, COMMERCIAL & CONSTRUCTION VEHICLES	1.23%	ASK AUTOMOTIVE LIMITED	AUTO COMPONENTS	0.49%
HDFC ASSET MANAGEMENT COMPANY LIMITED	CAPITAL MARKETS	1.23%	GLOBAL HEALTH LIMITED	HEALTHCARE SERVICES	0.47%
CREDITACCESS GRAMEEN LIMITED	FINANCE	1.22%	KEWAL KIRAN CLOTHING LTD	TEXTILES & APPARELS	0.45%
KEI INDUSTRIES LIMITED	INDUSTRIAL PRODUCTS	1.22%	KPIT TECHNOLOGIES LIMITED	IT - SOFTWARE	0.45%
BHARAT HEAVY ELECTRICALS LIMITED	ELECTRICAL EQUIPMENT	1.19%	ZEN TECHNOLOGIES LIMITED	AEROSPACE & DEFENSE	0.44%
REDINGTON LIMITED	COMMERCIAL SERVICES & SUPPLIES	1.18%	INTERARCH BUILDING SOLUTIONS LIMITED	CONSTRUCTION	0.43%
USHA MARTIN LTD	INDUSTRIAL PRODUCTS	1.14%	MAHINDRA & MAHINDRA FINANCIAL SERV. LTD.	FINANCE	0.42%
UNITED SPIRITS LIMITED	BEVERAGES	1.13%	SUNDARAM FINANCE LIMITED	FINANCE	0.41%
THE PHOENIX MILLS LIMITED	REALTY	1.08%	COROMANDEL INTERNATIONAL LIMITED	FERTILIZERS & AGROCHEMICALS	0.38%
OIL INDIA LIMITED	OIL	1.07%	UNION BANK OF INDIA	BANKS	0.30%
APL APOLLO TUBES LIMITED	INDUSTRIAL PRODUCTS	1.06%	EUREKA FORBES LTD	CONSUMER DURABLES	0.21%
INFO EDGE (INDIA) LIMITED	RETAILING	1.05%	TREPS (including TBILL held as Collateral)/ Reverse Repo/Net Current Assets/Cash/Cash Equivalent		6.29%
OBEROI REALTY LIMITED	REALTY	1.04%	Total		100.00%
SHRIRAM FINANCE LIMITED	FINANCE	1.03%			
MAX FINANCIAL SERVICES LIMITED	INSURANCE	1.02%			
YASH HIGHVOLTAGE LTD	ELECTRICAL EQUIPMENT	1.02%			
BANK OF BARODA	BANKS	0.95%			
INTERGLOBE AVIATION LIMITED	TRANSPORT SERVICES	0.94%			
MAHINDRA & MAHINDRA LIMITED	AUTOMOBILES	0.94%			
CANARA ROBECO MUTUAL FUND	CAPITAL MARKETS	0.92%			

*Top 10 Holdings

Performance as on May 31, 2026

Period	Navi Large & Midcap Fund- Regular Growth	NIFTY Large Midcap 250 TRI* @	NIFTY 50 TRI@	Navi Large & Midcap Fund Direct Growth	NIFTY Large Midcap 250 TRI* @	NIFTY 50 TRI@
1 Year CAGR %	0.78%	2.79%	-3.85%	2.59%	2.79%	-3.85%
3 Years CAGR %	10.65%	16.75%	9.54%	12.73%	16.75%	9.54%
5 Years CAGR %	11.45%	14.89%	9.88%	13.58%	14.89%	9.88%
10 Years CAGR %	12.75%	15.85%	12.54%	14.86%	15.85%	12.54%
Since Inception CAGR %	12.74%	15.38%	12.51%	14.85%	15.38%	12.51%
Current Value of investment if ₹10000/- was invested on Inception date (in ₹)	35143.20	44785.44	34401.00	42,674.30	44,785.44	34,401.00
Current Value of investment if ₹10000/- was invested 1 Year Ago	10077.51	10277.80	9615.97	10,258.66	10,277.80	9,615.97
Current Value of investment if ₹10000/- was invested 3 Years Ago	13544.96	15906.84	13139.69	14,319.75	15,906.84	13,139.69
Current Value of investment if ₹10000/- was invested 5 Years Ago	17187.04	20012.47	16012.11	18,899.16	20,012.47	16,012.11
Current Value of investment if ₹10000/- was invested 10 Years Ago	33204.40	43533.00	32592.97	39,956.09	43,533.00	32,592.97

*In case, the start date or the end date of the concerned period is a non-business day, the NAV of the previous business day is considered for computation of returns. Past performance may or may not be sustained in future. The Direct Plan has a lower expense ratio as compared to the Regular/ Other than Direct Plan to the extent of distribution expenses, commission, etc. and no commission or distribution expenses for distribution of Units or distribution expenses are paid / charged under the Direct Plan. Standard TRIs prescribed are as per the applicable circular by SEBI. The performance of the Scheme is benchmarked to the Total Return variant of the Index TRI. @- Benchmark @@-Additional Benchmark.

SIP Returns

SIP Tenure (in Years)	1 Year	3 Years	5 Years	Since Inception
Investment Amount	10,000	10,000	10,000	10,000
Total No. of Installments	12	36	60	124
Total Amount Invested (in ₹)	120,000	360,000	600,000	12,50,000
Present Value (in ₹)	1,20,915	3,89,578	7,45,424	24,04,361
Nifty Large Mid cap 250 TRI	1,21,203	4,09,772	8,31,549	29,56,852
Total No. Units	3,441	11,085	21,211	68,416
Yield (%)	1.44	5.22	8.64	12.04

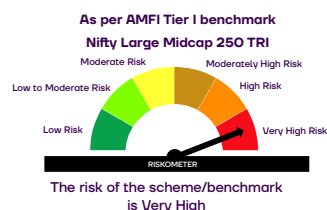
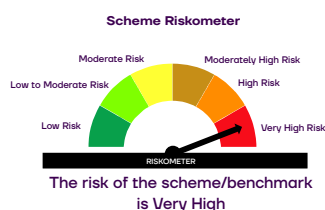
SIP date every 1st business day of the month

SIP Returns are for regular plan. Past performance may or may not be sustained in the future. Assuming ₹10,000 invested systematically on the first Business Day of every month over a period of time. Load is not taken into consideration for computation of performance. The above investment simulation is for illustrative purpose only and should not be construed as a promise on minimum returns and safeguard of capital. The AMC/Mutual Fund is not guaranteeing or promising or forecasting any returns. SIP does not assure a profit or guarantee protection against a loss in a declining market.

This Product Is Suitable For Investors Who Are Seeking[^]

- Capital appreciation over medium to long term
- Investing in equity and equity related securities of mid cap companies & large cap companies.

[^] Investors should consult their financial advisers if in doubt about whether the product is suitable for them.



Navi Aggressive Hybrid Fund

An open ended hybrid scheme investing predominantly in equity and equity related instruments.



Investment Objective

The investment objective of the scheme is to provide periodic returns and capital appreciation over a long period of time, by predominantly investing in equity related instruments. There is no assurance that the investment objective of the scheme will be achieved.



Fund Manager

Equity Portion:

Mr. Ashutosh Shirwaikar is the Fund Manager from February 14, 2025. Mr. Ashutosh Shirwaikar manages 16 schemes.

Debt Portion: Mr. Tanmay Sethi is managing this fund w.e.f. 1st February, 2024.

Mr. Tanmay Sethi manages 2 schemes



Scheme Details

Inception Date (Date of Allotment): 30th April, 2018

Index: CRISIL Hybrid 35+65-Aggressive TRI

Minimum Application Amount: ₹100/- and in multiples of ₹1/- thereafter

Load Structure: Exit Load : NIL

Asset Allocation Pattern: Equity and equity related Instruments 65% to 80%, Debt and Money Market Instruments: 20% to 35% Investment in InvITs : 0% to 10%

Base Expense Ratio : Regular Plan: 2.10% | Direct Plan: 0.49%

Portfolio Turnover Ratio (Times): 0.54

For TER inclusive of GST please refer to page no. 13

Expense structure for Direct & Regular Plan may vary.



Net Asset Value (NAV)

as on May 31, 2026

Scheme	NAV (in ₹)
Direct Plan - Dividend Option	24.0096
Direct Plan - Growth Option	24.1188
Direct Plan - Half Yearly Dividend Option	23.9862
Direct Plan - Monthly Dividend Option	24.0083
Direct Plan - Quarterly Dividend Option	23.9927
Direct Plan - Yearly Dividend Option	24.0129
Regular Plan - Dividend Option	20.8564
Regular Plan - Growth Option	20.8552
Regular Plan - Half Yearly Dividend Option	20.8682
Regular Plan - Monthly Dividend Option	20.8547
Regular Plan - Quarterly Dividend Option	20.8553
Regular Plan - Yearly Dividend Option	20.8527



Fund Size

(as on May 31, 2026)

AUM: ₹ 110.80 Crs | **Monthly Average AUM:** ₹ 111.32 Crs

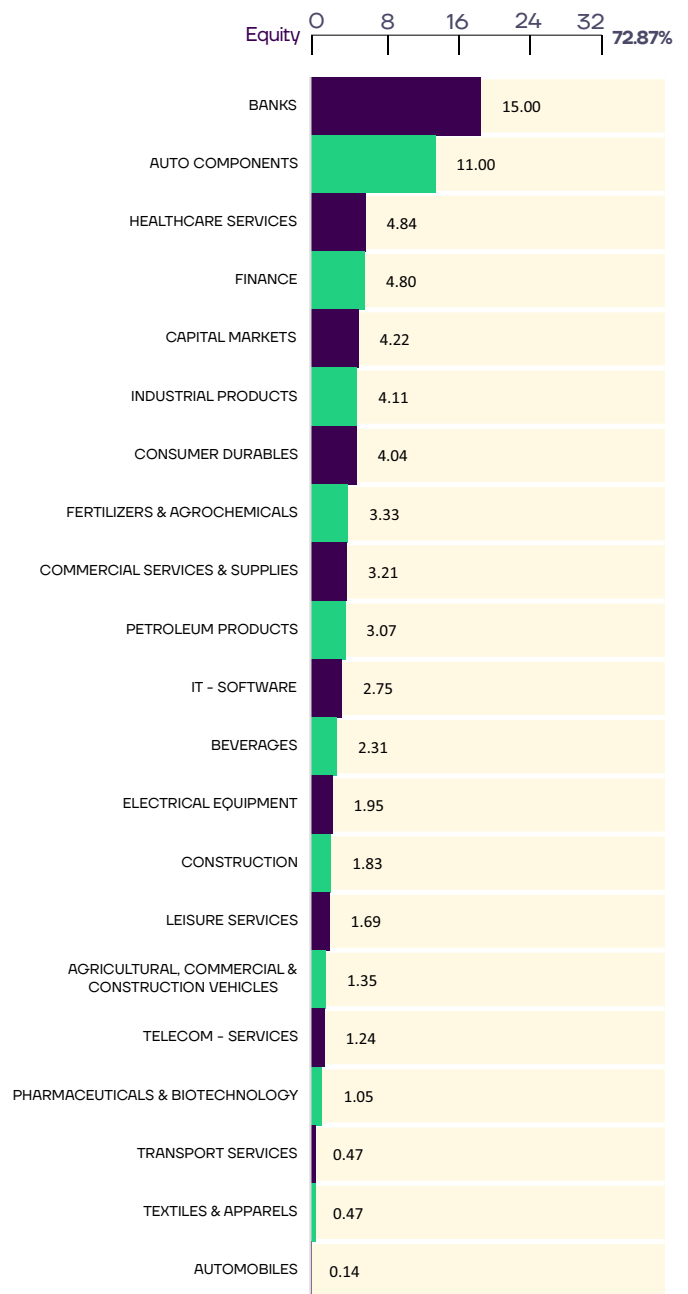
Maturity Profile (% weightage)

BELOW_OR_EQUAL_TO_50_DAYS	9.47%
BELOW_90_DAYS	7.13%
Cash & Cash Equivalent	10.53%

Debt Quants

Portfolio Yield	5.72
Avg Mat. (yrs)	0.07
Macauley Duration(Yrs)	0.07
Modified Duration (Yrs)	0.07

Industry Allocation Equity (%)



Risk Measures

(as on May 31, 2026)

Std.Dev: 12.0986 | **Beta:** 1.1371 | **Sharpe Ratio:** 0.6411

Std.Dev Index: 9.3898

Portfolio Holdings as on May 31, 2026

Portfolio Holdings	Sector	% of Net Assets	Portfolio Holdings	Sector	% of Net Assets
EQUITY SHARES					
* AXIS BANK LIMITED	BANKS	4.52%	SAMVARDHANA MOTHERSON INTERNATIONAL LTD	AUTO COMPONENTS	0.93%
* USHA MARTIN LTD	INDUSTRIAL PRODUCTS	3.27%	NARAYANA HRUDAYALAYA LIMITED	HEALTHCARE SERVICES	0.77%
* REDINGTON LIMITED	COMMERCIAL SERVICES & SUPPLIES	3.21%	POWER FINANCE CORPORATION LIMITED	FINANCE	0.77%
* HDFC BANK LIMITED	BANKS	3.15%	TATA CONSULTANCY SERVICES LIMITED	IT - SOFTWARE	0.76%
* KOTAK MAHINDRA BANK LIMITED	BANKS	3.02%	ADITYA BIRLA CAPITAL LIMITED	FINANCE	0.74%
* RELIANCE INDUSTRIES LIMITED	PETROLEUM PRODUCTS	2.63%	KIRLOSKAR OIL ENGINES LTD	INDUSTRIAL PRODUCTS	0.70%
* CREDITACCESS GRAMEEN LIMITED	FINANCE	2.31%	INFOSYS LIMITED	IT - SOFTWARE	0.58%
* RAINBOW CHILDRENS MEDICARE LIMITED	HEALTHCARE SERVICES	2.18%	BANK OF MAHARASHTRA	BANKS	0.57%
* ICICI BANK LIMITED	BANKS	2.02%	360 ONE WAM LIMITED	CAPITAL MARKETS	0.55%
* UPL LIMITED	FERTILIZERS & AGROCHEMICALS	1.93%	COMPUTER AGE MANAGEMENT SERVICES LIMITED	CAPITAL MARKETS	0.54%
INDEGENE LIMITED	HEALTHCARE SERVICES	1.89%	POWERICA LIMITED	ELECTRICAL EQUIPMENT	0.50%
SENCO GOLD LIMITED	CONSUMER DURABLES	1.78%	INTERARCH BUILDING SOLUTIONS LIMITED	CONSTRUCTION	0.47%
BLS INTERNATIONAL SERVICES LIMITED	LEISURE SERVICES	1.69%	INTERGLOBE AVIATION LIMITED	TRANSPORT SERVICES	0.47%
ASK AUTOMOTIVE LIMITED	AUTO COMPONENTS	1.58%	KEWAL KIRAN CLOTHING LTD	TEXTILES & APPARELS	0.47%
PRICOL LIMITED	AUTO COMPONENTS	1.52%	KPIT TECHNOLOGIES LIMITED	IT - SOFTWARE	0.45%
S.J.S. ENTERPRISES LIMITED EQ	AUTO COMPONENTS	1.52%	GULF OIL LUBRICANTS INDIA LIMITED	PETROLEUM PRODUCTS	0.44%
ADITYA BIRLA SUN LIFE MUTUAL FUND	CAPITAL MARKETS	1.49%	ASHOK LEYLAND LIMITED	AGRICULTURAL, COMMERCIAL & CONSTRUCTION VEHICLES	0.39%
SUPRAJIT ENGINEERING LTD	AUTO COMPONENTS	1.48%	PI INDUSTRIES LIMITED	FERTILIZERS & AGROCHEMICALS	0.38%
YASH HIGHVOLTAGE LTD	ELECTRICAL EQUIPMENT	1.45%	UNION BANK OF INDIA	BANKS	0.31%
CANARA ROBECO MUTUAL FUND	CAPITAL MARKETS	1.44%	NIPPON LIFE INDIA ASSET MANAGEMENT LTD	CAPITAL MARKETS	0.20%
FIEM INDUSTRIES LTD	AUTO COMPONENTS	1.42%	SUPREME INDUSTRIES LIMITED	INDUSTRIAL PRODUCTS	0.14%
BANK OF BARODA	BANKS	1.41%	TATA MOTORS LIMITED	AUTOMOBILES	0.14%
UNO MINDA LIMITED	AUTO COMPONENTS	1.39%	CERTIFICATE OF DEPOSITS		3.12%
LARSEN & TOUBRO LIMITED	CONSTRUCTION	1.36%	HDFC BANK LIMITED	CARE A1+	3.12%
VARUN BEVERAGES LIMITED	BEVERAGES	1.28%	COMMERCIAL PAPERS		7.62%
BHARTI AIRTEL LIMITED	TELECOM - SERVICES	1.24%	HSBC INVEST DIRECT FINANCIAL SERVICES	CRISIL A1+	4.51%
GNG ELECTRONICS LIMITED	CONSUMER DURABLES	1.23%	TIME TECHNOPLAST LIMITED	ICRA A1+	3.11%
LUMAX INDUSTRIES LIMITED	AUTO COMPONENTS	1.16%	NON-CONVERTIBLE DEBENTURE / ZCB		5.86%
ALIVUS LIFE SCIENCES	PHARMACEUTICALS & BIOTECHNOLOGY	1.05%	GODREJ PROPERTIES LIMITED	ICRA AA+	4.96%
SKY GOLD AND DIAMONDS LIMITED	CONSUMER DURABLES	1.03%	NATIONAL HOUSING BANK	CRISIL AAA	0.90%
UNITED SPIRITS LIMITED	BEVERAGES	1.03%	TREPS (including TBILL held as Collateral)/ Reverse Repo/Net Current Assets/Cash/Cash Equivalent		10.53%
DHANUKA AGRITECH LIMITED	FERTILIZERS & AGROCHEMICALS	1.02%	Total		100.00%
REC LIMITED	FINANCE	0.98%			
ACTION CONSTRUCTION EQUIPMENT LTD	AGRICULTURAL, COMMERCIAL & CONSTRUCTION VEHICLES	0.96%	*Top 10 Holdings		
C.E. INFO SYSTEMS LIMITED	IT - SOFTWARE	0.96%			

Performance as on May 31, 2026

Period	Navi Aggressive Hybrid Fund - Regular Growth	CRISIL Hybrid 35+65- Aggressive TRI* @	NIFTY 50 TRI@	Navi Aggressive Hybrid Fund - Direct Growth	CRISIL Hybrid 35+65- Aggressive TRI* @	NIFTY 50 TRI@
1 Year CAGR %	4.60%	0.49%	-3.85%	6.46%	0.49%	-3.85%
3 Years CAGR %	11.28%	10.71%	9.54%	13.32%	10.71%	9.54%
5 Years CAGR %	10.39%	9.83%	9.88%	12.43%	9.83%	9.88%
Since Inception CAGR %	9.52%	11.08%	11.52%	11.50%	11.08%	11.52%
Current Value of investment if ₹ 10000/- was invested on Inception date (in ₹)	20856.30	23388.91	24147.16	24,117.50	23,388.91	24,147.16
Current Value of investment if ₹ 10000/- was invested 1 Year Ago	10458.43	10048.70	9615.97	10,644.57	10,048.70	9,615.97
Current Value of investment if ₹ 10000/- was invested 3 Year Ago	13774.54	13564.71	13139.69	14,548.77	13,564.71	13,139.69
Current Value of investment if ₹ 10000/- was invested 5 Year Ago	16384.61	15974.70	16012.11	17,958.06	15,974.70	16,012.11

*In case, the start date or the end date of the concerned period is a non-business day, the NAV of the previous business day is considered for computation of returns. Past performance may or may not be sustained in future. The Direct Plan has a lower expense ratio as compared to the Regular/ Other than Direct Plan to the extent of distribution expenses, commission, etc. and no commission or distribution expenses for distribution of Units or distribution expenses are paid / charged under the Direct Plan. Standard TRIs prescribed are as per the applicable circular by SEBI. The performance of the Scheme is benchmarked to the Total Return variant of the Index TRI. @ - Benchmark @@ - Additional Benchmark.

SIP Returns

SIP Tenure (in Years)	1 Year	3 Years	5 Years	Since Inception
Investment Amount	10,000	10,000	10,000	10,000
Total No. of Installments	12	36	60	96
Total Amount Invested (in ₹)	120,000	360,000	600,000	970,000
Present Value (in ₹)	1,22,133	3,98,208	7,54,628	14,96,887
Crisil Hybrid 35+65	1,16,241	3,80,266	7,11,370	14,45,028
Total No. Units	5,856	19,093	36,182	71,771
Yield (%)	3.37	6.70	9.13	10.50

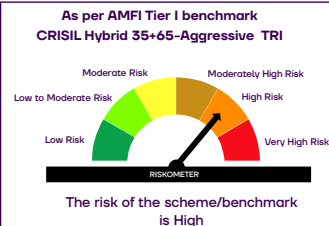
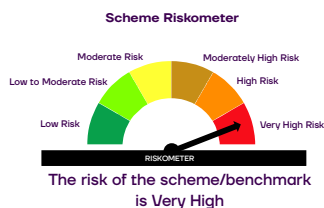
SIP date every 1st business day of the month

SIP Returns are for regular plan. Past performance may or may not sustained in the future. Assuming ₹10,000 invested systematically on the first Business Day of every month over a period of time. Load is not taken into consideration for computation of performance. The above investment simulation is for illustrative purpose only and should not be construed as a promise on minimum returns and safeguard of capital. The AMC/Mutual Fund is not guaranteeing or promising or forecasting any returns. SIP does not assure a profit or guarantee protection against a loss in a declining market.

This Product Is Suitable For Investors Who Are Seeking[^]

- Capital appreciation over the long term
- To generate capital appreciation by predominantly investing in equity and equity related instruments.

[^] Investors should consult their financial advisers if in doubt about whether the product is suitable for them.



Navi Liquid Fund

An Open-Ended Liquid Scheme
 Relatively Low interest rate risk and Moderate Credit Risk



Investment Objective

To provide a high level of liquidity with reasonable returns commensurate with low risk through a portfolio of money market and debt securities. There is no assurance that the investment objective of the scheme will be achieved.



Fund Manager

Mr. Tanmay Sethi is managing this fund w.e.f. 1st February, 2024.
 Mr. Tanmay Sethi manages 2 schemes



Scheme Details

Inception Date (Date of Allotment): 19th Feb, 2010
Index: CRISIL Liquid Debt A-I TRI
Minimum Redemption Amount ₹100/- and in multiples of ₹1/- thereafter
Load Structure:
 Exit Load :

Investment period i.e. no of days from date of subscription NAV	Exit Load as a % of Redemption Proceeds
1 Day	0.0070%
2 Days	0.0065%
3 Days	0.0060%
4 Days	0.0055%
5 Days	0.0050%
6 Days	0.0045%
7 Days or more	NIL

Note: No exit load shall be applicable on switches from Regular Plan to Direct Plan, and vice versa under the scheme. w.e.f. April 23, 2025.

Asset Allocation Pattern: Debt and Money Market Instruments with maturity/residual maturity: up to 91 days: 0% to 100%
 Cash & Cash equivalents: 0% to 100%

Base Expense Ratio : Regular Plan: 0.20% | Direct Plan: 0.15%
 # - Above TER includes additional expenses but excludes GST. For TER inclusive of GST please refer to page no. 13



Net Asset Value (NAV)

as on May 31, 2026

Scheme	NAV (in ₹)
Direct Plan - Daily Dividend Option	10.0129
Direct Plan - Growth Option	30.1287
Direct Plan - Monthly Dividend Option	10.0156
Direct Plan - Weekly Dividend Option	10.0144
Regular Plan - Daily Dividend Option	10.0129
Regular Plan - Growth Option	29.8488
Regular Plan - Monthly Dividend Option	10.0155
Regular Plan - Weekly Dividend Option	10.0147
Unclm Red Div < 3 Yrs	30.0269
Unclm Red Div > 3 Yrs	10.0000



Fund Size (as on May 31, 2026)

AUM: ₹ 78.40 Crs | **Monthly Average AUM:** ₹ 72.11 Crs



Risk Measures

(as on May 31, 2026)

Std.Dev: 0.1814 | **Beta:** 0.8656 | **Sharpe Ratio:** 4.3296
Std.Dev Index: 0.1893

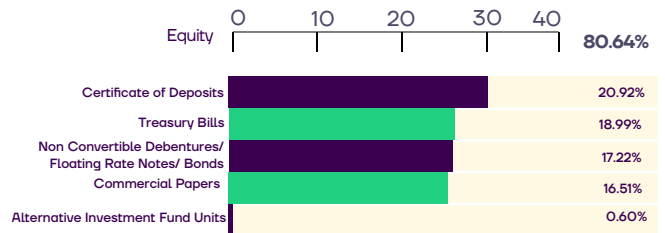
Maturity Profile (% weightage)

BELOW_OR_EQUAL_TO_50_DAYS	56.66%
BELOW_90_DAYS	23.38%
Alternative Investment Fund Units	0.60%
Cash & Cash Equivalent	19.36%

Debt Quants

Portfolio Yield	5.84
Avg Mat. (yrs)	0.09
Macaulay Duration(Yrs)	0.08
Modified Duration (Yrs)	0.08

Industry Allocation Equity (%)



Performance as on May 31, 2026

Period	Navi Liquid Fund - Regular Growth	Crisil Liquid Fund A-1 TRI ¹ @	1 YR GOVT T-BILL ² @	Navi Liquid Fund - Direct Growth	Crisil Liquid Fund A-1 TRI ¹ @	1 YR GOVT T-BILL ² @
1 Year CAGR %	5.66%	6.02%	3.98%	5.71%	6.02%	3.98%
3 Years CAGR %	6.44%	6.82%	6.34%	6.49%	6.82%	6.34%
5 Years CAGR %	5.86%	6.08%	5.60%	5.91%	6.08%	5.60%
10 Years CAGR %	5.90%	6.04%	5.99%	5.97%	6.04%	5.99%
Since Inception CAGR %	6.95%	6.84%	6.29%	6.73%	6.71%	6.37%
Current Value of investment if ₹10000/- was invested on Inception date (in ₹)	29848.80	29374.26	26996.30	23,976.36	29,374.26	26,996.30
Current Value of investment if ₹10000/- was invested 1 Year Ago	10567.63	10604.02	10399.02	10,573.03	10,604.02	10,399.02
Current Value of investment if ₹10000/- was invested 3 Years Ago	12060.95	12189.54	12026.39	12,078.39	12,189.54	12,026.39
Current Value of investment if ₹10000/- was invested 5 Years Ago	13296.37	13437.52	13133.52	13,327.44	13,437.52	13,133.52
Current Value of investment if ₹10000/- was invested 10 Years Ago	17736.21	17975.86	17901.91	17,857.61	17,975.86	17,901.91

*In case, the start date or the end date of the concerned period is a non-business day, the NAV of the previous business day is considered for computation of returns. Past performance may or may not be sustained in future. The Direct Plan has a lower expense ratio as compared to the Regular/ Other than Direct Plan to the extent of distribution expenses, commission, etc. and no commission or distribution expenses for distribution of Units or distribution expenses are paid / charged under the Direct Plan. Standard TRIs prescribed are as per the applicable circular by SEBI.

@- TRI @- Additional TRI.

Portfolio Holdings as on May 31, 2026

Portfolio Holdings	Rating	% of Net Assets
* CERTIFICATE OF DEPOSITS		20.92%
* HDFC BANK LIMITED	CARE A1+	8.19%
* BANK OF BARODA	IND A1+	6.38%
* UNION BANK OF INDIA	ICRA A1+	6.35%
* COMMERCIAL PAPERS		16.51%
* HSBC INVEST DIRECT FINANCIAL SERVICES	CRISIL A1+	6.37%
* ICICI SECURITIES LIMITED	CRISIL A1+	6.37%
* TIME TECHNOPLAST LIMITED	ICRA A1+	3.77%
* NON-CONVERTIBLE DEBENTURE / ZCB		17.22%
* LIC HOUSING FINANCE LIMITED	CRISIL AAA	6.38%
* GODREJ PROPERTIES LIMITED	ICRA AA+	5.74%
* NATIONAL HOUSING BANK	CRISIL AAA	5.10%
TREASURY BILLS		18.99%
364 DAYS TREASURY BILL 16-JUL-2026	SOVEREIGN	12.67%
91 DAYS TREASURY BILL 30-JUL-2026	SOVEREIGN	6.32%
Alternative Investment Fund Units		0.60%
SBI FUNDS MANAGEMENT PRIVATE LTD		0.60%
GOVT SECURITIES / SDL		6.40%
8.33% GOI - 09-JUL-2026	SOVEREIGN	6.40%
TREPS (including TBILL held as Collateral)/Reverse Repo/Net Current Assets/Cash/Cash Equivalent		19.36%
Total		100.00%

*Top 10 Holdings

SIP Returns

SIP Tenure (in Years)	1 Year	3 Years	5 Years	Since Inception
Investment Amount	10,000	10,000	10,000	10,000
Total No. of Installments	12	36	60	194
Total Amount Invested (in ₹)	120,000	360,000	600,000	19,50,000
Present Value (in ₹)	1,23,619	3,95,385	7,02,146	33,76,871
ICRA Liquid Index	-	-	-	-
Total No. Units	4,142	13,246	23,523	1,13,133
Yield (%)	5.65	6.19	6.23	6.40

SIP date every 1st business day of the month

SIP Returns are for regular plan. Past performance may or may not be sustained in the future. Assuming ₹10,000 invested systematically on the first Business Day of every month over a period of time. Load is not taken into consideration for computation of performance. The above investment simulation is for illustrative purpose only and should not be construed as a promise of minimum returns and safeguard of capital. The AMC/Mutual Fund is not guaranteeing or promising or forecasting any returns. SIP does not assure a profit or guarantee protection against a loss in a declining market.

Potential Risk Class (PRC) Matrix- Class B-1

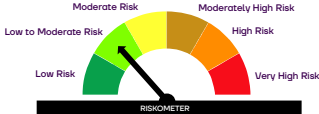
Potential Risk Class			
Credit Risk →	Relatively Low (Class A)	Moderate (Class B)	Relatively High (Class C)
Interest Rate Risk ↓			
Relatively Low (Class I)		Class B-1	
Moderate (Class II)			
Relatively High (Class III)			

This Product Is Suitable For Investors Who Are Seeking[^]

- Income over short term.
- Investments in debt and money market Instruments


[^] Investors should consult their financial advisers if in doubt about whether the product is suitable for them.

Scheme Riskometer



The risk of the scheme/benchmark is Moderate

As per AMFI Tier I benchmark CRISIL Liquid Debt A-I TRI



The risk of the scheme/benchmark is Low to Moderate

NAVI LIQUID FUND				
Scheme / Plan	Record Date	Net Dividend (₹ per unit)		Cum Dividend NAV (in ₹)
		Individual/HUF	Corporate	
REGULAR PLAN MONTHLY DIVIDEND	29-May-26	0.04790	0.04790	10.0605
DIRECT MONTHLY DIVIDEND	29-May-26	0.04856	0.04856	10.0612
REGULAR PLAN MONTHLY DIVIDEND	24-Apr-26	0.05289	0.05289	10.0655
DIRECT MONTHLY DIVIDEND	24-Apr-26	0.05338	0.05338	10.0660
REGULAR PLAN MONTHLY DIVIDEND	27-Mar-26	0.03950	0.03950	10.0521
DIRECT MONTHLY DIVIDEND	27-Mar-26	0.03993	0.03993	10.0525
REGULAR PLAN MONTHLY DIVIDEND	27-Feb-26	0.04163	0.04163	10.0542
DIRECT MONTHLY DIVIDEND	27-Feb-26	0.04209	0.04209	10.0547
REGULAR PLAN MONTHLY DIVIDEND	30-Jan-25	0.05239	0.05239	10.0650
DIRECT MONTHLY DIVIDEND	30-Jan-25	0.05292	0.05292	10.0655
REGULAR PLAN MONTHLY DIVIDEND	26-Dec-25	0.04105	0.04105	10.0537
DIRECT MONTHLY DIVIDEND	26-Dec-25	0.04148	0.04148	10.0541
REGULAR PLAN MONTHLY DIVIDEND	30-Nov-25	0.04224	0.04224	10.0548
DIRECT MONTHLY DIVIDEND	30-Nov-25	0.04274	0.04274	10.0553
REGULAR PLAN MONTHLY DIVIDEND	31-Oct-25	0.05215	0.05215	10.0647
DIRECT MONTHLY DIVIDEND	31-Oct-25	0.05269	0.05269	10.0653
REGULAR PLAN MONTHLY DIVIDEND	26-Sep-25	0.04004	0.04004	10.0526
DIRECT MONTHLY DIVIDEND	26-Sep-25	0.04052	0.04052	10.0531
REGULAR PLAN MONTHLY DIVIDEND	29-Aug-25	0.05053	0.05053	10.0631
DIRECT MONTHLY DIVIDEND	29-Aug-25	0.05107	0.05107	10.0637

FUNDS AT A GLANCE FOR NAVI MUTUAL FUND

Scheme Name	Additional Purchase amt.	Additional Purchase in multiples above	Minimum Redemption	Redemption Payout Cycle	SIP	SIP Frequency	SIP Min amt	SIP Min no. of Chgs	SIP Starting Date	SWP	SWP Frequency	SWP Min. Amt	SWP Starting Date	STP	STP Frequency	STP Min Amt	STP Starting Date	TER (Incl. GST)	BER (Incl. GST)	AUM as on May 31, 2026
Nav Flexi Cap Fund An open-ended equity scheme investing across large, mid & small cap stocks.	₹ 100/-	Multiples of ₹ 1/- thereafter	₹ 100 /- and in multiples of ₹ 1/- thereafter	T+1*	Yes	Daily Weekly Fortnightly Monthly Quarterly Half Yearly	Daily- ₹100 Weekly- ₹100 Fortnightly- ₹100 Monthly- ₹100 Quarterly- ₹100 Half Yearly- ₹100	Daily Fortnightly Monthly Quarterly Half Yearly	Daily-Any Day of the month except 29th, 30th, 31st; Quarterly - Any Day of the month except for each Quarter (ie. January, April, July, October)	Yes	Monthly & Quarterly	Monthly- ₹10/- Quarterly- ₹10/-	Monthly: 5th of the month; Quarterly: 5th of April, July, October, January	Yes	Daily, Weekly, Fortnightly and Monthly	Daily - ₹ 100/- each Fortnightly Weekly & Monthly ₹ 100 each	Monthly: 5th of the month; Quarterly: 5th of April, July, October, January	Reg - 2.47% Dir - 0.60%	Reg - 2.10% Dir - 0.51%	₹ 265.88 Crs
Nav Large & Midcap Fund An open-ended equity scheme investing in both large cap and mid cap stocks.	₹ 100/-	Multiples of ₹ 1/- thereafter	₹ 100 /- and in multiples of ₹ 1/- thereafter	T+1*	Yes	Daily Weekly Fortnightly Monthly Quarterly Half Yearly	Daily- ₹100 Weekly- ₹100 Fortnightly- ₹100 Monthly- ₹100 Quarterly- ₹100 Half Yearly- ₹100	Daily Fortnightly Monthly Quarterly Half Yearly	Daily-Any Day of the month except 29th, 30th, 31st; Quarterly - Any Day of the month except for each Quarter (ie. January, April, July, October)	Yes	Monthly & Quarterly	Monthly- ₹10/- Quarterly- ₹10/-	Monthly: 5th of the month; Quarterly: 5th of April, July, October, January	Yes	Daily, Weekly, Fortnightly and Monthly	Daily - ₹ 100/- each Fortnightly Weekly & Monthly ₹ 100 each	Monthly: 5th of the month; Quarterly: 5th of April, July, October, January	Reg - 2.47% Dir - 0.58%	Reg - 2.10% Dir - 0.50%	₹ 303.39 Crs
Nav Aggressive Hybrid Fund An open ended hybrid scheme investing equity and equity related instruments.	₹ 100/-	Multiples of ₹ 1/- thereafter	₹ 100 /- and in multiples of ₹ 1/- thereafter	T+1*	Yes	Daily Weekly Fortnightly Monthly Quarterly Half Yearly	Daily- ₹100 Weekly- ₹100 Fortnightly- ₹100 Monthly- ₹100 Quarterly- ₹100 Half Yearly- ₹100	Daily Fortnightly Monthly Quarterly Half Yearly	Daily-Any Day of the month except 29th, 30th, 31st; Quarterly - Any Day of the month except for each Quarter (ie. January, April, July, October)	Yes	Monthly & Quarterly	Monthly- ₹10/- Quarterly- ₹10/-	Monthly: 5th of the month; Quarterly: 5th of April, July, October, January	Yes	Daily, Weekly, Fortnightly and Monthly	Daily - ₹ 100/- each Fortnightly Weekly & Monthly ₹ 100 each	Monthly: 5th of the month; Quarterly: 5th of April, July, October, January	Reg - 2.47% Dir - 0.58%	Reg - 2.10% Dir - 0.49%	₹ 110.80 Crs
Nav Liquid Fund An Open-Ended Liquid Scheme - Relatively Low Interest rate risk and moderate Credit Risk	₹ 100/-	Multiples of ₹ 1/- thereafter	₹ 100 /- and in multiples of ₹ 1/- thereafter	T+1*	Yes	Daily Weekly Fortnightly Monthly Quarterly Half Yearly	Daily- ₹100 Weekly- ₹100 Fortnightly- ₹100 Monthly- ₹100 Quarterly- ₹100 Half Yearly- ₹100	Daily Fortnightly Monthly Quarterly Half Yearly	Daily-Any Day of the month except 29th, 30th, 31st; Quarterly - Any Day of the month except for each Quarter (ie. January, April, July, October)	Yes	Monthly & Quarterly	Monthly- ₹100/- Fortnightly Weekly & Monthly ₹ 100	Monthly: 5th of the month; Quarterly: 5th of April, July, October, January	Yes	Daily, Weekly, Fortnightly and Monthly	Daily- ₹ 100/- Fortnightly Weekly & Monthly ₹ 100	Monthly: 5th of the month; Quarterly: 5th of April, July, October, January	Reg - 0.23% Dir - 0.17%	Reg - 0.20% Dir - 0.15%	₹ 78.40 Crs

Note: The Trustee will endeavor to declare the Dividend as per the specified frequencies, subject to availability of distributable surplus calculated in accordance with SEBI (MF) Regulations and the decisions of the Trustee shall be final in this regard. There is no assurance or guarantee to the Unit holders as to the rate of Dividend nor that the Dividend will be paid regularly. Dividend payable under Dividend Payout of Income Distribution cum Capital Withdrawal Option (Weekly Option) is equal to or less than ₹500 then the Dividend would be compulsorily reinvested in the option of the Scheme. In case an investor fails to specify his preference of Plans/Sub Plans/Options in the above mentioned schemes, the default Plan/Sub Plan/Options would be as above. *SWP/STP available only after completion of statutory lock-in period of 3 years from the date of investment by the investor.

Any information herein contained does not constitute and shall be deemed not to constitute an advice, an offer to sell/purchase or as an invitation or solicitation to do so for any securities of any entity, and further, NavAMC Limited, its subsidiaries / affiliates / sponsors / trustee (NavTrustee Limited) or their officers, employees, personnel, directors may be associated in a commercial, professional or personal capacity or may have a commercial interest including as proprietary traders in or with securities and / or companies or issues or matters as contained in this publication and such commercial capacity or interest whether or not differing with or conflicting with this publication, shall not make or render (NavTrustee Limited) liable in any manner whatsoever & (NavTrustee Limited) or any of their officers, employees, personnel, directors shall not be liable for any loss, damage, liability whatsoever for any direct or indirect loss arising from the use or access of any information that may be displayed in this publication form time to time. Recipients of the information contained herein should exercise due care and caution and read the Scheme information Document(s) and Statement of Additional Information (including if necessary, obtaining the advice of legal/accounting/financial/other professionals) prior to taking of any decision, acting or omitting to act, on the basis of the information contained herein.

Statutory details: Nav Mutual Fund has been established as a Trust under the Indian Trusts Act, 1882, sponsored by Nav Mutual Fund Sponsor Private Limited (Formerly known as Anmol Coma Brokign Private Limited) (liability restricted to 1 Lakh)

Trustee: Nav Trustee Limited, Investment Manager: Nav Mutual Fund (the AMC).

Returns of top 3 and bottom 3 funds managed by Ashutosh Shirwaikar

Mr. Ashutosh Shirwaikar								
Period	Since Inception		1 Year (CAGR)		3 Years (CAGR)		5 Years (CAGR)	
	Scheme return %	TRI Return%	Scheme return %	TRI Return%	Scheme return %	TRI Return%	Scheme return %	TRI Return%
Navi Nifty India Manufacturing Index Fund	18.18	19.62	12.87	13.22	22.68	23.21	-	-
Navi Nifty Next 50 Index Fund	12.18	13.20	7.15	7.55	19.58	20.09	-	-
Navi Nifty Midcap 150 Index fund	18.68	20.35	7.01	7.51	21.53	22.14	-	-
Navi Nifty IT Index Fund	-7.00	-5.95	-20.52	-20.30	-	-	-	-
Navi BSE Sensex Index Fund	4.90	6.00	-7.49	-7.23	-	-	-	-
NAVI ELSS TAX SAVER NIFTY 50 INDEX FUND	10.68	12.04	-4.06	-3.85	9.24	9.54	-	-

Disclaimer: The returns of the top 3 and bottom 3 funds managed by Ashutosh Shirwaikar are based on one year of data analysis.

Mr. Tanmay Sethi								
Period	Since Inception		1 Year (CAGR)		3 Years (CAGR)		5 Years (CAGR)	
	Scheme return %	TRI Return%	Scheme return %	TRI Return%	Scheme return %	TRI Return%	Scheme return %	TRI Return%
Navi Liquid Fund - Direct Growth	6.73	6.71	5.71	6.02	6.49	6.82	5.91	6.08
Navi Aggressive Hybrid Fund - Direct Growth	11.50	11.08	6.46	0.49	13.32	10.71	12.43	9.83

Past Performance may or may not be sustained in the future.

Note:

- Mr. Ashutosh Shirwaikar manages 16 schemes.
- Mr. Tanmay Sethi manages 2 schemes.
- Different plans shall have a different expense structure. The performance details provided herein are of direct plan.
OPOA - contact.mf@navi.com

NAVI MUTUAL FUND OFFICES

Registered Office / Investment & Operations Office: Vaishnavi Tech Square, 7th Floor, Iballur Village, Begur, Hobli, Bengaluru, Karnataka 560102.

Note: These locations are official Points of Acceptance.

Registrar and Transfer Agent: Rayala Tower-1, 158 Anna Salai, Chennai - 600002/ (Computer Age Management Services Limited (CAMS))

LIST OF POINT OF ACCEPTANCES OF COMPUTER AGE MANAGEMENT SERVICES LIMITED (CAMS)

111- 113, 1st Floor- Devpath Building Off C G Road Behind Lal Bungalow, Ellis Bridge, Ahmedabad Gujarat 380006 camshah@camsonline.com . Trade Centre, 1st Floor, 45, Dikens Road (Next to Manijal Centre). Bangalore, Karnataka, 560042 camsbgl@camsonline.com . Plot No-501/1741846, Office No-203 (2nd Floor), Centre Point, Sriya Talkies Road, Kharvel Nagar, Unit-3, Bhubaneswar-751001, Odisha camsbhr @camsonline.com . Deepak Tower, SCO 154-155, 1st Floor-Sector 17- Chandigarh-Punjab-160017 camsccha@camsonline.com . Ground Floor, No.178/10, Kodambakkam High Road, Opp. Hotel Palmgrove, Nungambakam-Chennai-Tamilnadu-600034 camsbtl@camsonline.com . Building Name Modayil, Door No. 39/2638 DJ, 2nd Floor, 2/A M.G. Road, Cochin - 682 016 camscoc@camsonline.com . No.1354, Thadagam Road, Thirumuthi Layout, R.S.Puram, Behind Venkateswara Bakery, Coimbatore-641002 camscbe@camsonline.com . Plot No.3601, Nazrul Sarani, City Centre, Durgapur-731216 camscdp@camsonline.com . Office No.103, 1st Floor, United City Centre, M.G.Road, Panaji Goa, Goa-403001 camsgoa@camsonline.com . 208, II Floor, Jade Arcade Paradise Circle, Hyderabad, Telangana, 5000033 camshyd@camsonline.com . 101, Shalimar Corporate Centre, 8-B, South Tukogunj, Opp. Greenpark, Indore, Madhya Pradesh, 452001 camcind@camsonline.com . R-7, Yudhisthir Marg C-Scheme Behind Ashok Nagar Police Station, Jaipur, Rajasthan, 302001 camsjai@camsonline.com . I Floor 106 to 108 City Centre Phase II, 63/ 2, The Mall Kanpur Uttar Pradesh-208001 camskpr@camsonline.com . 2/1, Russell Street, 2nd Floor, Kankaria Circle, Kolkata-700071 camscal@camsonline.com . Office No.107/1st Floor, Vaisali Arcade Building, Plot No. 11, 6 Park Road, Lucknow-226001 camsluc@camsonline.com . U/ GF, Prince Market, Green Field, Near Traffic Lights, Sarabha Nagar Paldi, Pakhawal Road, Ludhiana, Punjab, 141002 camslhd@camsonline.com . Shop No 3 2nd Floor Surya Towers, No. 272/273 Goodshed Street, Madurai - 625001 camsmdu@camsonline.com . No. G 4 & G 5, Near Manohar Opp. Karnataka Bank Kadi Main Road, Kadi, Mangalore, Karnataka, 575003 camsmang@camsonline.com . Rajabhadur Compound, Ground Floor, Opp. Allahabad Bank, Behind ICICI Bank, 30, Mumbai Samachar Marg, Fort Mumbai, Maharashtra, 400023 camsmby@camsonline.com . 145 Landra, New Ramdaspath, Nagpur, Maharashtra, 440010 camsnpr@camsonline.com . CAMS Service Centre, 401 to 404, 4th Floor, Kanchar Junga Building, Barakhamba Road, New Delhi 110001 camsdel@camsonline.com . G-3, Ground Floor, OM Complex Near Saket Tower, SP Verma Road, Patna, Bihar, 800001 camspat@camsonline.com . Vartak Pride, 1st Floor, Survey No.46, City Survey No.1477, Hingne Budruk, D.P.Road, Behind Dinanath mangeshkar Hospital, Karvenagar, Pune-411052 camspun@camsonline.com . Shop No.G-5, International Commerce Centre, Nr.Kadwala School, Majura Gate, Ring Road, Surat-395002 camssur@camsonline.com . 103 Aries Complex, Bpc Road, Off R.C. Dutt Road, Alkapuri, Vadodra, Gujarat, 390007 camsvad@camsonline.com . 401-1-68, Rao & Ratnam Complex, Near Chennupati Petrol Pump, M.G. Road, Lobbipet, Vijayawada, Andhra Pradesh, 520010 camsvuj@camsonline.com . Flat No GF, 2 NO 47-3-2, Vigneshwara Plaza, 5th Lane, Dwarakanagar, Visakhapatnam- 530 016, ANDHRA PRADESH camsvak@camsonline.com . No. 8, II Floor Maruti Tower Sanjay Place, Agra, Uttar Pradesh-282002 camsgag@camsonline.com . AMC No. 423/30 Near Church Opp T B Hospital, Jaipur Road, Ajmer, Rajasthan, 301001 camsvaj@camsonline.com . 30/2, A&B, Civil Lines Station Besides Vishal Mega Mart Strachey Road, Allahabad, Uttar Pradesh-211001 camsvall@camsonline.com . 256A, Scheme No.1, Arya Nagar, Alwar, Rajasthan, 301001 camsvaw@camsonline.com . 81, Gulsham Tower, 2nd Floor, Near Panchsheel Talkies, Amaraoti, Maharashtra, 444601 camsvama@camsonline.com . 3rd Floor, Bearing Unit No-315, Mukut House, Amritsar-143001 camsvam@camsonline.com . 101, A.P. Tower, B/H, Sardar Gunj, Next to Nathwani Chambers, AnandGujarat, 388001 camsvan@camsonline.com . Block - G 1st Floor, P C Chatterjee Market Complex Rambhandra Talab Po, Ushagaram Anasol Westbengal Pin No 713303 camsvaw@camsonline.com . 2nd Floor, Block No.D-21-D-22, Motiwalda Trade Centre, Nirala Ground, New Samarth Nagar, Opp.HDFC Bank, Aurangabad-431001 camsvaur@camsonline.com . Classic Complex, Block No.104, 1st Floor, Saraf Colony, Khanapur Road, Tilakwadi, Belgaum-590006 camsvbel@camsonline.com . Kalka Temple Street, Bazar Floor, Beside SBI BAZAR Branch, Berhampur-760002 camsvbr@camsonline.com . 305-306, Sterling Point, Waghawadi Road, Opp. HDFC Bank, Bhavnagar Gujarat, 364002 camsvbha@camsonline.com . 1st Floor, Plot No.3, Block No.1, Priyadarshini Pariswar west, Behind IDBI Bank, Nehru Nagar, Bhilai-490020 camsvbhi@camsonline.com . C/o Kodwani Associates Shope No 211-213 2nd Floor Andra Prasth Tower sram Ji Sabji Mandi Near Mukerjee Garden Bhihwar-31101 (Rajasthan) camsvbhl@camsonline.com . Plot no 10, 2nd Floor, Alankar Complex, Near ICICI Bank, MP Nagar, Zone II, Hophal, Madhya Pradesh, 462011 camsvbhp@camsonline.com . Mazzanine Floor, F-4, City Centre, Sector 4, Bokaro Steel City, Bokaro, Jharkhand, 827004 camsvbkr@camsonline.com . No.399, G T Road, 1st Floor, Above exide show room, Burdwan Westbengal, 713101 camsvbdw@camsonline.com . 29/970 2nd Floor, S A Arcade, Mavoor Road, Arayidathupalam, Calicut Kerala-673016 camsvct@camsonline.com . Near Indian Overseas Bank Cantonment Road, Mata Math, Cuttack, Orissa, 753001 camsvct@camsonline.com . 13, 1st Floor, Akkamahadevi Samaj Complex, Church Road, P.J.Extension, Davangere, Karnataka, 577002 camsvdg@camsonline.com . 204/121 Nari Shilp Mandir Marg (1st Floor) Old Connaught Place, Chakrata Road, Dehradun, Uttarakhand, 248001 camsvdn@camsonline.com . Urmila Towers, Room No.111 (1st Floor) Bank More, Dhanbad, Jharkhand, 826001 camsvdha@camsonline.com . 197, Seshayyer Complex, Agraharam Street, Erode, Tamilnadu, 638001 camsvder@camsonline.com . B-49, 1st Floor, Nehru Ground, Behind Anupam Sweet House NIT, Faridabad, Haryana, 121001 camsvfba@camsonline.com . 1st Floor, C-10 RDC Rajnagar, Opp Kacheri Gate No.2, Ghaziabad-201002 camsvgha@camsonline.com . Shop No.5 & 6, 3rd Floor, Cross Road The mall A D Tiraha, Bank Road, Gorakhpur-273001 camsvgor@camsonline.com . Door No.31-13-1158, 1st floor, 13/1, Arundelpet, Ward No.6, Guntur-522002 camsvgun@camsonline.com . Unit No-115, First Floor Vipul Agora Building, Sector-28, Near Sahara Mall Mehrauli, Gurgaon Road, Chakkarpur , Gurgaon-122001 camsvgur@camsonline.com . Piyali Phukan Road, K.C.Path, House No.1, Rehbari, Guwahati-781008 camsvgtw@camsonline.com . C-6 Global Apartment, Kailash Vihar Colony, Opp. Income Tax Office, City Centre Gwalior Madhya Pradesh-474002 camsvgwa@camsonline.com . No.204 - 205, 1st Floor ' B ' Block, Kundagol Complex, Opp. Club, Road, Hubli, Karnataka, 580029 camsvhub@camsonline.com . 8, Ground Floor, Datt Towers, Behind Commercial Automobiles, Napier Town, Jabalpur, Madhya Pradesh, 482001 camsvjap@camsonline.com . 144, Vijay Nagar, Near Capital Small Finance Bank, Football Chowk, Jalandar City-144001 camsvjal@camsonline.com . Rustomji Infotech Services 70, Navipeth Opp. Old Bus Stand, Jalgaon, Maharashtra, 425001 camsvjag@camsonline.com . 207, Manek Centre, P N Marg, Jamnagar, Gujarat, 361001 camsvjam@camsonline.com . Millennium Tower, "R" Road, Room No.15 First Floor, Bistupur, Jamshedpur, Jharkhand, 831001 camsvjsh@camsonline.com . 1/5, Nirmal Tower, 1st Chopasani Road, Jodhpur, Rajasthan, 342003 camsvjod@camsonline.com . 2 B, 3rd Floor, Ayodhya Towers, Station Road, Kolarpur, Maharashtra, 416001 camsvkhp@camsonline.com . B-33 'Kalyan Bhawan, Near Triangle Park, Vallabh Nagar, Kota, Rajasthan, 324007 camsvkot@camsonline.com . 1307 B, Puthenparambil Building, KSACS Road, Opp. ESIC Office, Behind Malayala Manorama Muttambalam P O, Kottayam-686501 camsvkta@camsonline.com . 108 1st Floor Shivam Plaza, Opp: Eves Cinema, Hapur Road, Meerut, Uttar Pradesh, 250002 camsvme@camsonline.com . H-21-22, 1st Floor, Ram Ganga Vihar Shopping Complex, Opposite Sale M, Mysore, Karnataka, 244001 camsvmbd@camsonline.com . Brahman Toili, Durgasthan Gota Road, Muzaffarpur, Bihar, 842001 camsvmu@camsonline.com . No.1st Floor, CH-26 7th Main, 5th Cross (Above Trishakti Medicals), Saraswati Puram, Mysore, Karnataka, 570009 camsvmys@camsonline.com . 1st Floor, "Shradha Niketan" Opp Hotel City Pride, Sharanpur Road, Nasik-422002 camsvnsk@camsonline.com . 97/56, I Floor, Immadisetty Towers Ranganyakupet Road, Santhapet, Nellore, Andhra Pradesh, 524001 camsvnl@camsonline.com . SCO 85-84, First Floor, Devi Lal Shopping Complex, Opp RBL Bank, G.T.Road , Panipat, Haryana, 132103 camsvpan@camsonline.com . No.35 New Lal Bagh, Opp.Polo Ground, Patiala-147001 camsvpta@camsonline.com . S-8, 100, Jawahar Nehru Street (New Complex), Opp. Indian Coffee House), Pondicherry, Pondicherry, 605001 camsvpdy@camsonline.com . HIG-C-23 Sector -1 Devendra Nagar, Raipur, Chattisgarh, 492004 camsvra@camsonline.com . Door No: 6-2-12, 1st Floor, Rajeswari Nilayam, Near Vamsikrishna Hospital, Nyapatthi Vari Street, T Nagar, Rajahmundry, Andhra Pradesh, 533101 camsvrhm@camsonline.com . Office 207 - 210, Everest Building, Harihar Chowk, Opp. Shastrji Maidan, Limda Chowk, Rajkot, Gujarat, 360001 camsvraj@camsonline.com . 4, HB Road No: 206, 2nd Floor Shri Lok Bank, Beside V-Mart, Near RAKSHAN, Gwalior Road, Jhansi-284001 camsvrjn@camsonline.com . City Enclave, Opp. Kumar Nursing Home Ramghat Road Aligarh Uttar Pradesh-202001 camsvalg@camsonline.com . 117 / A / 3 / 22, Shukrawar Peth, Sargam Apartment, Sotara, Maharashtra, 415002 camsvsot@camsonline.com . No.28/8 1st Floor, Balakrishna Colony, Pachaiappa Street, Near VVP Lodge, Kumbakonam - 612001 camsvkum@camsonline.com . Ground Floor, Gurudwara Road, Near Old Vijaya Bank, Bhagalpur - 812001 camsvbhp@camsonline.com . F-62-63, 2nd Floor, Butler Plaza Commercial Complex Civil Lines Bareilly Uttar Pradesh-243001 camsvbly@camsonline.com . Opp. RLT Science College Civil Lines, Akola, Maharashtra, 444001 camsvakl@camsonline.com . 124-B/R, Model Town Yamanagar, Yamuna Nagar, Haryana, 135001 camsvynr@camsonline.com . SSM Jalan Road Ground Floor Opp. Hotel Ashoke, Caster Town, Deoghar, Jharkhand, 81412 camsvdeo@camsonline.com . HNo.7-1-257, Upstairs S B H mangamathota, Karimnagar, Telangana, 505001 camsvkri@camsonline.com . Bandi Subbaramiah Complex, D.No.3/1718, Shop No. 8, Raja Reddy Street, Kadapa, Andhra Pradesh, 516001 camsvkad@camsonline.com . I Floor, Opp. Panchayat Bhawan Main gate Bus Stand, Shimla, Himachal Pradesh, 171001 camsvsml@camsonline.com . Room No.PP.14/435 Casa Marina Shopping Centre Talap, Kannur, Kerala, 670004 camsvknn@camsonline.com . 1st Floor, Subhadra Complex Urban Block Mehana, Gujarat, 394002 camsvmno@camsonline.com . Municipal Market Annanda Chowk, Hazratnagar, Haryana, 128531 camsvhaz@camsonline.com . 15-570-33, I Floor Pallavi Towers, Subash Road Opp. Canara Bank, Anantapur, Andhra Pradesh, 515001 camsvatp@camsonline.com . Shop No.26 and 27, Door No.39/265A and 39/265B, Second Floor, Skanda Shopping Mall, Old Chad Talkies, Vaddageri, 39th Ward, Kurumb-51001 camsvkrt@camsonline.com . No-12, Opp. HDFC Bank, Red Square Market, Hisar, Haryana, 125001 camsvhsr@camsonline.com . 18 L Block Sri Ganganagar, Rajasthan, 335001 camsvsgr@camsonline.com . 2907 GH, GT Road, Near Zila Parishad, Bhatinda, Punjab, 151001 camsvbtl@camsonline.com . No.65 1st Floor Kishnapeta Compound, Hospital Street, Hosmane Extn, Shimoga, Karnataka, 577201 camsvshim@camsonline.com . Door No.18/507/3 Anugraha, Garden Street, College Road, Palakkad-678 001, Kerala camsvpkd@camsonline.com . F-4-Classic Heritage, Near Axis Bank, Opp.BPS Club, Pajifond, Margao, Goa-403601 camsvmrg@camsonline.com . 126 G, V.P.Towers, Kovai Road, Basement of Axis Bank Karur, Tamilnadu, 639002 camsvkar@camsonline.com . Behind rajasthan patrika In front of vijaya bank 1404, amar singh pura Bikaner.334001 camsvbkn@camsonline.com . D.No.25-4-29, 1st floor, Kommirreddy vst street, Beside Warf Road, Opp swathi medicals, Kakinada-533001 camsvkka@camsonline.com . Shop No.B-104, First Floor, Nearayan Plaza, Link Road, Bilaspur (C.G)-495001 camsvbil@camsonline.com . 208, 2nd Floor HEENA ARCADE, Opp. Tirupati Tower Near G.I.D.C. Char Rasta, Vapi, Gujarat, 396195 camsvvap@camsonline.com . SCO 48-49, Ground Floor, opp. near, Bal Bhawan Road, Near HDFC Bank, Ambala City, Haryana - 134 003 camsvamb@camsonline.com . Advisor Chownmuhani (Ground Floor), Krishnanagar, Agartala, Tripura, 799001 camsvagt@camsonline.com . I Floor, Krishna Complex Opp. Hathi Gate Court Road, Saharanpur, Uttar Pradesh, 247001 camsvsah@camsonline.com . "Silver Palace" OT Road, Inda-Kharagpur, G.P-Barokata, P.S.Kharagpur Local, Dist West Midnapore-721305 camsvkhp@camsonline.com . 1st Floor, Room No-61(63), International Shopping Mall, Opp. ST Thomas Evangelical Church, Above Thomson Bakery, Manjady, Thiruvalla-689105 camsvtlv@camsonline.com . Doctor's Tower Building, Door No. 14/2562, 1st floor, North of Iron Bridge, Near Hotel Arcadia Regency, Alleppey, Kerala, 688001 camsvall@camsonline.com . E-3, Ground Floor, Sector 3, Near Fresh Food factory, Noida-201301 camsvnoi@camsonline.com . Dev Corpora, 1st Floor, Office No.102, Cadbury Junction, Eastern Express Way, There-400601 camsthn@camsonline.com . No.351, Incol, 501/5th Floor, Western Express Highway, Andheri East, Mumbai-400069 camsvand@camsonline.com . Jyeshwar Krupa Bldg Shop, NO.2, Ground Floor, Tilak Chowk Harbhat Road, Sangli, Maharashtra-416416 camsvsgl@camsonline.com . Shop No.6 - TIARA Road, Anand Plaza Complex, Bharat Nagar, Shivaji Putta Road, Jalna, Maharashtra, 431203 camsvjna@camsonline.com . Platinum Mall, Office No.307, 3rd Floor, Jawahar Road, Ghatkopar East, Mumbai-400077 camsvgkp@camsonline.com . 501 - Ground, CTS 617, 617/1-4, Off Chandavarkar Lane, Maharashtra Nagar, Borivali - West, Mumbai - 400092 Camsvbor@camsonline.com . BSEL Tech Park, B-505, Plot No.39/5 & 39/5A, Sector 30A, Opp. Vashi Railway Station Vashi, Navi Mumbai-400705 camsvshv@camsonline.com . Aggarwal Cyber Plaza-II, Commercial Unit No-371, 3rd Floor, Plot No C-7, Netaji Subhash Palace, Pitampura-110034 camsvdel@camsonline.com . 3rd Floor, B R Complex, No.66, Door No.11A, Ramakrishna Iyer Street, Opp. National Cinema Theatre, West Tambaram, Chennai-600045 camsvtam@camsonline.com . Office Number 12, 1st Floor, Mahatta Tower, B Block Community Centre, Janakpuri, New Delhi -110058 camsvdel@camsonline.com . First Floor, No.17/1, (272) 12th Cross Road, Wilson Garden, Bangalore-560027 camsvbng@camsonline.com . A-111, First Floor, R K Casta, Behind Patel Super Market, Station Road, Baruch-392001 camsvbrh@camsonline.com . No.29, Avtar Colony, Behind vishal mega mart, Karnal-132001 camsvknl@camsonline.com . Office No.503, Buildmore Business Park, New Canca By pass Road, Ximer, Mapusa Goa-403507 Not applicable . F142, First Floor, Ghantakarna Complex, Gunj Bazar, Nadiad, Gujarat, 387001 camsvndi@camsonline.com . 3, Adela Apartment, Christin Mohala, Behind Gulshan-E-Iran Hotel, Amardeep Talkies Road, Bhusawal, Maharashtra, 425201 Not applicable . A/177, Kailash Complex Opp. Khedut Deep Gondal, Gujarat, 360311 camsvgd@camsonline.com . No DU 8, Upper Ground Floor, Behind Technolect Clinic, Suviddha Complex Near ICICI Bank, Vasco, Goa, 403802 Not applicable . 3/1, R.N. Mukherjee Road, 3rd Floor, Office space -3C, "Shreeram Chambers", Kolkata -700 001 Not applicable. No.158, Rayala Tower-1, Anna salai, Chennai-600002 chennai_isc@camsonline.com . No.3, 1st Floor, Shree Parvati, Plot No.1/175, Opp. Mauli Sabhagruh, Zopadi Canteen, Served, Ahmednagar-414003 camsvam@camsonline.com . C/O RAJESH MAHADEV & CO SHOP NO 3, 1st Floor, JAMIA COMLEX STATION ROAD BASTI PIN - 272002 camsvbst@camsonline.com . 2nd Floor, Parasra Road, Near Surya Lodge, Sood Complex, Above Nagpur CT Scan, Chhindwara, Madhya Pradesh 480001 camsvchi@camsonline.com . 3, Ashok Nagar, Near Heera Vatika, Chittorgarh, Rajasthan 312001 camsvcor@camsonline.com . Ground Floor . Belbhadrapur, Near Sahara Office, Laheriasarai, Near Chowk, Laheriasarai, Darbhanga-846001 camsvdar@camsonline.com . 16A/63A, Pidamaneri Road, Near Indoor Stadium, Dharmapur, Tamilnadu 636701 camsvdmp@camsonline.com . House No 3140, Opp Liberty Furniture, Jamnata Bajaj Road, Near Tower Garden, Dhule, Maharashtra 424001 camsvdhu@camsonline.com . 1193/196 A, Civil Lines, Behind Tripati Road, Faizabad, Uttar Pradesh-224001 camsvfdz@camsonline.com . Shyam Sadan, First Floor, Plot No.120, Sector 1/A, Gandhidham-370201 camsvgdm@camsonline.com . Pal Complex, 1st Floor, Opp. City Bus Stop, Super Market, Gulbarga, Karnataka 585101 camsvglg@camsonline.com . MOUZA-BASUDEPUR, J.J. No. 126, Haldia Municipality, Ward No 10, Durgachak, Haldia - 721602 camshld@camsonline.com . Durga City Centre, Nanital Road, Haldwani, Uttarakhand-261339 camshdw@camsonline.com . D-78, First Floor, New Durga Bazar, Near Railway Crossing, Himmatnagar, Gujarat 383001 camshimn@camsonline.com . Near Archies Gallery, Shimla Pahari Chowk, Hoshiarpur , Punjab 146001 camshsp@camsonline.com . Survey No.25/204, Attibele Road, HCF Post, Mathigiri, Above Time Kids School, Oppsite To Kuttys Frozen Foods, Hosur-635110 camshos@camsonline.com . 248, Fort Road Near Amber Hotel, Jaunpur Uttar Pradesh-222001 camsvjnp@camsonline.com . 1st Floor, Gurnanak dharmakanta, Dalajapur Road, Bargawan, Katni, Madhya Pradesh 483501 camsvkat@camsonline.com . Shop No: 11 - 2 - 31/3, 1st floor, Philips Complex, Balajinagar, Wyra Road, Near Baburao Petrol Bunk, Khammam, Telangana 507001 camsvkmm@camsonline.com . Daxhinapan Abasan, Opp Lane of Hotel Kalinga, S.M Pally, Malda, Westbengal 732101 camsvmdl@camsonline.com . Shop No-A2, Basement floor, Academy Tower, Opposite Corporation Bank, Manipal, Karnataka 57104 camsvmpl@camsonline.com . 159/160 Vikas Bazar Mathura Uttar Pradesh-281001 camsvmat@camsonline.com . No.9, New Town, Opp. Jasswal Hotel, Daman Building, Moga-142001 camsvmog@camsonline.com . 156A / 1, First Floor, Lakshmi Vilas Building Opp. To District Registrar Office, Trichy Road, Namakkal, Tamilnadu 637001 camsvnmk@camsonline.com . Gopal Trade center, Shop No.13-14, 3rd Floor, Nr.BK Mercantile bank, Opp. Old Gunj, Palanpur-385001 camsvpal@camsonline.com . 17, Anand Nagar Complex Opposite Mat Lal Nehru Stadium SAI Hostel Jail Road Reareilly Uttar Pradesh -229901 camsvrae@camsonline.com . No 59 A/1, Railway Feeder Road (Near Railway Station) Rajapalayam Tamilnadu-626117 camsvrjp@camsonline.com . Daffria & Co.No.18, Ram Bagh, Near Scholar's School, Ratlam, Madhya Pradesh 475001 camsvrml@camsonline.com . Orchard Tower, Gr Floor, Gola No.06,S.No.301/Palki 1/2, Nacchane Municipality Aat, Arogya Mandir, Nachane Link Road, At, Post, Tal, Ratnagiri, Dist, Ratnagiri-415612 camsvrag@camsonline.com . 22, Civil Lines, Ground Floor, Hotel Krish Residency, Roorkee, Uttarakhand 247666 camsvrsk@camsonline.com . Opp. Somani Automobiles, Bhogwanjanj Nagar, Madhya Pradesh 470002 camsvsng@camsonline.com . c a m s s o n l i n e . c o m . Bijlipura, Near Old Distt Hospital, Jal Road, Shahjahanpur Uttar Pradesh-242001 camsvshp@camsonline.com . Ground Floor of CA Deepak Gupta, M G Complex, Bhawna marg, Beside Over Bridge, bansal Cinema Market, Sira Haryana, 125055 camsvsrs@camsonline.com . Arya Nagar Near Arya Kanya School Sitapur Uttar Pradesh-261001 camsvstp@camsonline.com . 1st Floor, Above Sharma General Store, Near Sanki Rest house, The Mall, Solan, Himachal Pradesh, 173212 camsvsol@camsonline.com . Door No 4-4-96, First Floor, Vijaya Ganapathi Temple Back Side, Nanubala Street, Srikakulam, Andhra Pradesh 532001 camsvsrk@camsonline.com . 967, Civil Lines Near Pant Stadium Sultanpur Uttar Pradesh-228001 camsvsln@camsonline.com . Shop No.12, M.D. Residency, Swastik Cross Road, Surendranagar - 363001 camsvsrd@camsonline.com . Bangiya Vidyalaya Road, Near Old post office, Durgabari, Tinsukia, Assam, Pin - 786125 camsvtin@camsonline.com .

MUTUAL FUND INVESTMENTS ARE SUBJECT TO MARKET RISKS, READ ALL SCHEME RELATED DOCUMENTS CAREFULLY.

QUICK CONNECT



<https://navi.com/mutual-fund>



Toll free : 1800 203 2131



mf@navi.com