

# Factsheet

**May 2025**

## NAVI NASDAQ 100 FUND OF FUND



### NAVI NASDAQ 100 FUND OF FUND

An open-ended fund of fund investing in units of overseas ETF's and/or Index Fund based on NASDAQ 100 Index.

This product is suitable for investors who are seeking\*

- Capital appreciation over the long term
- Return that corresponds generally to the performance of NASDAQ 100 Index, subject to tracking error

#### Scheme Riskometer



The risk of the scheme/benchmark is Very High

#### As per AMFI Tier I benchmark NASDAQ 100 Index



The risk of the scheme/benchmark is Very High

\*Investors should consult their financial advisers if in doubt about whether the product is suitable for them.

Mutual Fund investments are subject to market risks, read all scheme related documents carefully.



Toll free : 1800 203 2131



mf@navi.com

**Fund Manager:** An employee of the asset management company such as a mutual fund or life insurer, who manages investments of the scheme. He is usually part of a larger team of fund managers and research analysts.

**Application Amount for Fresh Subscription:** This is the minimum investment amount for a new investor in a mutual fund scheme.

**Minimum Additional Amount:** This is the minimum investment amount for an existing investor in a mutual fund scheme.

**Yield to Maturity:** The Yield to Maturity or the YTM is the rate of return anticipated on a bond if held until maturity. YTM is expressed as an annual rate. The YTM factors in the bond's current market price, par value, coupon interest rate and time to maturity.

**SIP:** SIP or systematic investment plan works on the principle of making periodic investment of a fixed sum. It works similar to a recurring bank deposit. For instance, an investor may opt for an SIP that invests ₹500 every 15th of the month in an equity fund for a period of three years.

**NAV:** The NAV or the net asset value is the total asset value per unit of the mutual fund after deducting all related and permissible expenses. The NAV is calculated at the end of every business day. It is the value at which the investor enters or exits the mutual fund.

**TRI:** A group of securities, usually a market index, whose performance is used as a standard or TRI to measure investment performance of mutual funds, among other investments. Some typical TRIs include the Nifty 50, Sensex 30, BSE200, BSE500, 10-year Gsec.

**Note:** SEBI, vide clause 10.4.1.a of SEBI Master Circular on Mutual Funds dated June 27, 2024 has abolished entry load and mandated that the upfront commission to distributors will be paid by the investor directly to the distributor, based on his assessment of various factors including the service rendered by the distributor.

**Exit Load:** Exit load is charged at the time an investor redeems the units of a mutual fund. The exit load is deducted from the prevailing NAV at the time of redemption. For instance, if the NAV is ₹100 and the exit load is 1%, the redemption price would be ₹99 per unit.

**Modified Duration:** Modified duration is the price sensitivity and the percentage change in price for a unit change in yield.

**Standard Deviation:** Standard Deviation is a statistical measure of the range of an investment's performance. When a mutual fund has a high standard deviation, it means its range of performance is wide, implying greater volatility.

**Sharpe Ratio:** The Sharpe Ratio, named after its founder, the Nobel Laureate William Sharpe, is a measure of risk-adjusted returns. It is calculated using standard deviation and excess return to determine reward per unit of risk.

**Beta:** Beta is a measure of an investment's volatility vis-à-vis the market. Beta of less than 1 means that the security will be less volatile than the market. A beta of greater than 1 implies that the security's price will be more volatile than the market.

**AUM:** AUM or assets under management refers to the recent/ updated cumulative market value of investments managed by a mutual fund or any investment firm.

**Holdings:** The holdings or the portfolio is a mutual fund's latest or updated reported statement of investments/ securities. These are usually displayed in terms of percentage to net assets or the rupee value or both. The objective is to give investors an idea of where their money is being invested by the fund manager.

**Nature of Scheme:** The investment objective and underlying investments determine the nature of the mutual fund scheme. For instance, a mutual fund that aims at generating capital appreciation by investing in stock markets is an equity fund or growth fund. Likewise, a mutual fund that aims at capital preservation by investing in debt markets is a debt fund or income fund. Each of these categories may have sub-categories.

**Rating Profile:** Mutual funds invest in securities after evaluating their creditworthiness as disclosed by the ratings. A depiction of the mutual fund in various investments based on their ratings becomes the rating profile of the fund. Typically, this is a feature of debt funds.

**Portfolio Turnover:** Portfolio Turnover is a measure of how frequently assets within a fund are bought and sold by the managers.

**R-Squared:** R-Squared is a statistical measure that represents the percentage of a fund or security's movements that can be explained by movements in a TRI index.

**Average Maturity:** In a mutual fund containing debt securities, Average Maturity is the average amount of time until the debt securities mature.

**Portfolio Yield:** Portfolio Yield is computed by determining the cash flows for the portfolio and determining the interest rate that will make the present value of the cash flows equal to the market value of the portfolio.

**Total Expense Ratio:** Weighted Average i.e. Total Expense of the month / average Asset / number of days in month \* days in a year.

## Macaulay Duration

The Macaulay duration is the weighted average term to maturity of the cash flows from a bond. It is the measure of bonds sensitivity to interest rate changes. The weight of each cash flow is determined by dividing the present value of the cash flow by the price. Macaulay duration can be calculated:

$$\text{Macaulay Duration} = \frac{\sum_{t=1}^n \frac{t * C}{(1+y)^t} + \frac{n * M}{(1+y)^n}}{\text{Current Bond Price}}$$

Where:

t = respective time period

C = periodic coupon payment

y = periodic yield

n = total number of periods

M = maturity value

Current Bond Price = Present value of cash flows

### Example Calculation

The calculation of Macaulay duration is straightforward. Assume there is a bond priced at ₹ 1,000 that pays a 6% coupon and matures in six years available at a Yield to Maturity (YTM) of 6%. The bond pays the coupon once a year, and pays the principal on the final payment. Given this, the following cash flows are expected over the next six years.

Cash Flow					
Year 1	Year 2	Year 3	Year 4	Year 5	Year 6
₹ 60	₹ 60	₹ 60	₹ 60	₹ 60	₹ 60

With the periods and the cash flows known, a discount factor must be calculated for each period. This is calculated as  $1 / (1 + r)^n$ , where r is the interest rate and n is the period number in question. Thus the discount factors would be,

Discount Factor					
Year 1	Year 2	Year 3	Year 4	Year 5	Year 6
0.9434	0.8900	0.8396	0.7921	0.7473	0.7050

Next, multiply the year's cash flow by the year number and by its corresponding discount factor to find the present value of the cash flow.

Period	Present value formula	Present Value
Year 1	1 * ₹ 60 * 0.9434	₹ 56.60
Year 2	2 * ₹ 60 * 0.8900	₹ 106.80
Year 3	3 * ₹ 60 * 0.8396	₹ 151.13
Year 4	4 * ₹ 60 * 0.7921	₹ 190.10
Year 5	5 * ₹ 60 * 0.7473	₹ 224.18
Year 6	6 * ₹ 1,060 * 0.7050	₹ 4,483.55

Sum these values = ₹ 5,212.36 = numerator Current Bond Price = sum of PV Cash Flows =  $60 / (1 + 6\%)^1 + 60 / (1 + 6\%)^2 + \dots + 1060 / (1 + 6\%)^6 = ₹ 1,000 =$  denominator Macaulay duration = ₹ 5,212.36 / ₹ 1,000 = 5.21 A coupon paying bond will always have its duration less than its time to maturity. In the example above, the duration of 5.21 years is less than the time to maturity of 6 years.

Sr No.	Name of existing scheme(s)	SEBI Classifications
<b>A. Other Schemes :</b>		
1	Navi Nifty 50 Index Fund	Index Fund
2	Navi Nifty Next 50 Index Fund	Index Fund
3	Navi Nifty Bank Index Fund	Index Fund
4	Navi US Total Stock Market Fund of Fund	Fund of Funds - Overseas
5	Navi Nifty Midcap 150 Index fund Index Fund	Index Fund
6	Navi NASDAQ 100 Fund of Fund	Fund of Funds - Overseas
7	Navi Nifty India Manufacturing Index Fund	Index Fund
8	Navi ELSS Tax Saver Nifty 50 Index Fund	Index Fund
9	Navi BSE Sensex Index Fund	Index Fund
10	Navi Nifty IT Index Fund	Index Fund
11	Navi Nifty 500 Multicap 50:25:25 Index Fund	Index Fund
12	Navi Nifty Smallcap250 Momentum Quality 100 Index Fund	Index Fund

### Statutory Details

**Sponsor:** Navi MF Sponsor Private Limited.(Formerly known as Anmol Como Broking Private Limited)

**Trustee:** Navi Trustee Limited,

CIN - U65990WB2009PLC134536

**Investment Manager:** Navi AMC Limited

CIN - U65990KA2009PLC165296

**Toll free number if any:** 1800 203 2131

**Website:** <https://navi.com/mutual-fund>

**Email id for investor care:** [mf@navi.com](mailto:mf@navi.com)

# Navi Nifty 50 Index Fund

An open ended scheme replicating/  
tracking Nifty 50 index.



## Investment Objective

The investment objective of the scheme is to achieve return equivalent to Nifty 50 Index by investing in stocks of companies comprising Nifty 50 Index, subject to tracking error. There is no assurance that the investment objective of the scheme will be achieved.



## Fund Manager

**Mr. Ashutosh Shirwaikar** is the Fund Manager from February 14, 2025. Mr. Ashutosh Shirwaikar manages 15 schemes.



## Scheme Details

**Inception Date (Date of Allotment):** 15 July, 2021  
**Index:** Nifty 50 TRI

**Minimum Application Amount:** ₹100/- and in multiples of ₹1/- thereafter  
**Load Structure:** Exit Load : NIL  
**Asset Allocation Pattern:** Equity and equity related securities covered by Nifty 50 Index : 95% to 100%  
Debt and Money Market Instruments: 0% to 5%

**Total Expense Ratio (TER)<sup>#</sup>:** Regular Plan: 0.26% | Direct Plan: 0.06%  
**Portfolio Turnover Ratio (Times):** 0.16  
# - Above TER includes additional expenses but excludes GST. For TER inclusive of GST please refer to page no. 31  
Expense structure for Direct & Regular Plan may vary.



## Net Asset Value (NAV)

as on May 30, 2025

Scheme	NAV (in ₹)
Direct Plan - Growth Option	16.1010
Regular Plan - Growth Option	15.9742



## Fund Size (as on May 31, 2025)

**AUM:** ₹ 3301.36 Crs | **Monthly Average AUM:** ₹ 3241.09 Crs

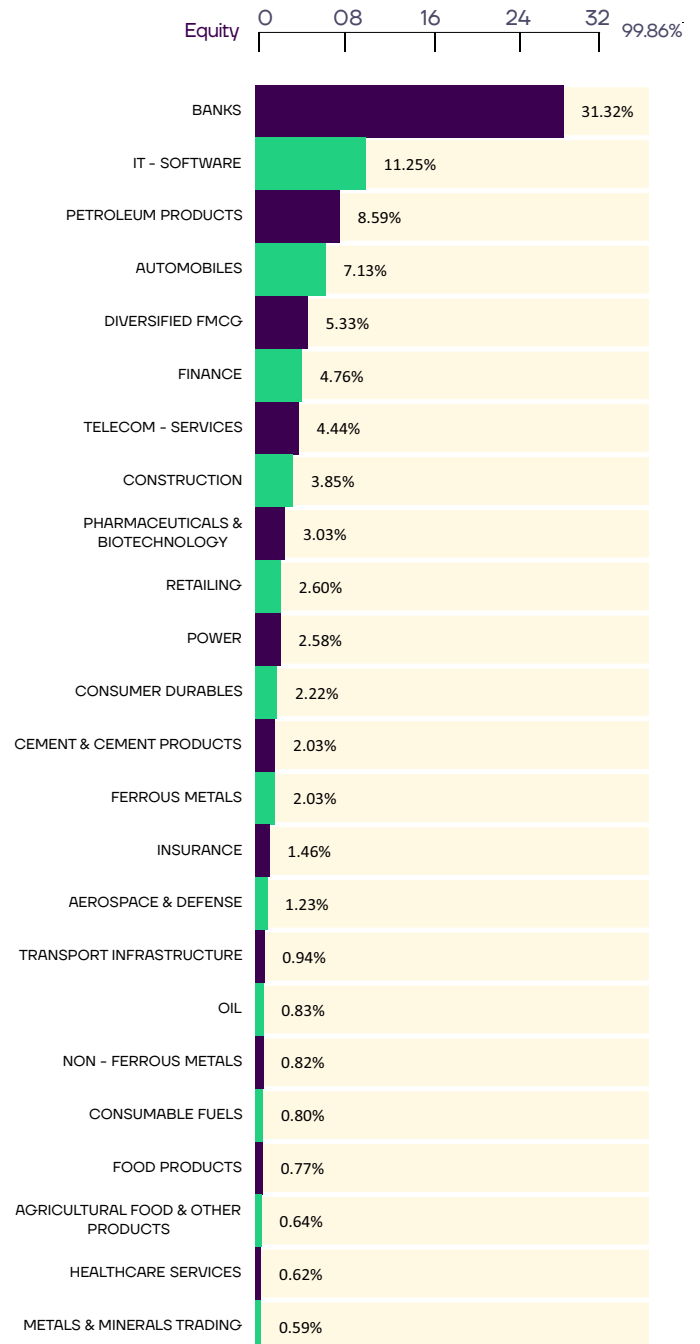


## Tracking Error

(Annualised as on May 31, 2025)

Tracking Error	Tracking Difference
0.03%	-0.22%

## Industry Allocation Equity (%)



## Portfolio Holdings as on May 30, 2025

Portfolio Holdings	Sector	% of Net Assets	Portfolio Holdings	Sector	% of Net Assets
<b>EQUITY SHARES</b>			<b>99.86%</b>		
* HDFC BANK LIMITED	BANKS	13.20%	TECH MAHINDRA LIMITED	IT - SOFTWARE	0.89%
* ICICI BANK LIMITED	BANKS	9.10%	GRASIM INDUSTRIES LIMITED	CEMENT & CEMENT PRODUCTS	0.87%
* RELIANCE INDUSTRIES LIMITED	PETROLEUM PRODUCTS	8.59%	BAJAJ AUTO LIMITED	AUTOMOBILES	0.85%
* INFOSYS LIMITED	IT - SOFTWARE	5.02%	JIO FINANCIAL SERVICES LIMITED	FINANCE	0.84%
* BHARTI AIRTEL LIMITED	TELECOM - SERVICES	4.44%	JSW STEEL LIMITED	FERROUS METALS	0.84%
* LARSEN & TOUBRO LIMITED	CONSTRUCTION	3.85%	OIL & NATURAL GAS CORPORATION LIMITED	OIL	0.83%
* ITC LIMITED	DIVERSIFIED FMCG	3.47%	HINDALCO INDUSTRIES LIMITED	NON - FERROUS METALS	0.82%
* TATA CONSULTANCY SERVICES LIMITED	IT - SOFTWARE	3.16%	COAL INDIA LIMITED	CONSUMABLE FUELS	0.80%
* AXIS BANK LIMITED	BANKS	3.04%	SHRIRAM FINANCE LIMITED	FINANCE	0.80%
* STATE BANK OF INDIA	BANKS	2.78%	NESTLE INDIA LIMITED	FOOD PRODUCTS	0.77%
KOTAK MAHINDRA BANK LIMITED	BANKS	2.72%	CIPLA LIMITED	PHARMACEUTICALS & BIOTECHNOLOGY	0.74%
MAHINDRA & MAHINDRA LIMITED	AUTOMOBILES	2.35%	HDFC LIFE INSURANCE COMPANY LIMITED	INSURANCE	0.74%
BAJAJ FINANCE LIMITED	FINANCE	2.14%	SBI LIFE INSURANCE COMPANY LIMITED	INSURANCE	0.72%
HINDUSTAN UNILEVER LIMITED	DIVERSIFIED FMCG	1.86%	DR. REDDY'S LABORATORIES LIMITED	PHARMACEUTICALS & BIOTECHNOLOGY	0.68%
SUN PHARMACEUTICAL INDUSTRIES LIMITED	PHARMACEUTICALS & BIOTECHNOLOGY	1.61%	EICHER MOTORS LIMITED	AUTOMOBILES	0.65%
HCL TECHNOLOGIES LIMITED	IT - SOFTWARE	1.55%	TATA CONSUMER PRODUCTS LIMITED	AGRICULTURAL FOOD & OTHER PRODUCTS	0.64%
ETERNAL LIMITED	RETAILING	1.48%	WIPRO LIMITED	IT - SOFTWARE	0.63%
MARUTI SUZUKI INDIA LIMITED	AUTOMOBILES	1.44%	APOLLO HOSPITALS ENTERPRISE LIMITED	HEALTHCARE SERVICES	0.62%
NTPC LIMITED	POWER	1.41%	ADANI ENTERPRISES LIMITED	METALS & MINERALS TRADING	0.59%
TATA MOTORS LIMITED	AUTOMOBILES	1.34%	HERO MOTOCORP LIMITED	AUTOMOBILES	0.50%
TITAN COMPANY LIMITED	CONSUMER DURABLES	1.31%	INDUSIND BANK LIMITED	BANKS	0.48%
BHARAT ELECTRONICS LIMITED	AEROSPACE & DEFENSE	1.23%	<b>TREPS (including TBILL held as Collateral)/</b>		
TATA STEEL LIMITED	FERROUS METALS	1.19%	<b>Reverse Repo/Net Current Assets/Cash/Cash Equivalent</b>		<b>0.14%</b>
POWER GRID CORPORATION OF INDIA LIMITED	POWER	1.17%	<b>Total</b>		<b>100.00%</b>
ULTRATECH CEMENT LIMITED	CEMENT & CEMENT PRODUCTS	1.16%	<b>*Top 10 Holdings</b>		
TRENT LIMITED	RETAILING	1.12%			
BAJAJ FINSERV LIMITED	FINANCE	0.98%			
ADANI PORT & SPECIAL ECONOMIC ZONE LTD	TRANSPORT INFRASTRUCTURE	0.94%			
ASIAN PAINTS LIMITED	CONSUMER DURABLES	0.91%			

## Performance as on May 30, 2025

Period	Navi Nifty 50 Index Fund - Regular Growth	NIFTY 50 TRI <sup>1</sup> @	Navi Nifty 50 Index Fund - Direct Growth	NIFTY 50 TRI <sup>1</sup> @
1 Year CAGR %	10.64%	11.11%	10.86%	11.11%
3Year CAGR %	15.09%	15.56%	15.33%	15.56%
Since Inception CAGR %	12.85%	13.34%	13.08%	13.34%
Current Value of investment if ₹ 10000/- was invested on Inception date (in ₹ )	15974	16244	16101	16244
Current Value of Investment if 10000/- was invested 1 year ago	11061	11108	11083	11108
Current Value of Investment if 10000/- was invested 3 year ago	15245	15432	15339	15432

\*In case, the start date or the end date of the concerned period is a non-business day, the NAV of the previous business day is considered for computation of returns. Past performance may or may not be sustained in future. The Direct Plan has a lower expense ratio as compared to the Regular/ Other than Direct Plan to the extent of distribution expenses, commission, etc. and no commission or distribution expenses for distribution of Units or distribution expenses are paid / charged under the Direct Plan. Standard TRIs prescribed are as per the applicable circular by SEBI. The performance of the Scheme is benchmarked to the Total Return variant of the Index TRI. @- Benchmark @@-Additional Benchmark.

## SIP Returns as on May 30, 2025

SIP Tenure (in Years)	1 Year	3 Years	Since Inception
Investment Amount	10,000	10,000	10,000
Total No. of Installments	12	36	45
Total Amount Invested (in ₹)	120000	360000	450000
Present Value (in ₹)	124173	444302	591990
Nifty 50 TRI	124418	-	597187
Total No. Units	7773	27814	37059
Yield (%)	6.59	14.19	13.24

### SIP date every 1st business day of the month

SIP Returns are for regular plan. Past performance may or may not be sustained in the future. Assuming ₹10,000 invested systematically on the first Business Day of every month over a period of time. Load is not taken into consideration for computation of performance. The above investment simulation is for illustrative purpose only and should not be construed as a promise on minimum returns and safeguard of capital. The AMC/Mutual Fund is not guaranteeing or promising or forecasting any returns. SIP does not assure a profit or guarantee protection against a loss in a declining market.

## This Product Is Suitable For Investors Who Are Seeking<sup>^</sup>

- Capital appreciation over the long term
- Equity and Equity related securities covered by Nifty 50 Index
- Return that corresponds to the performance of Nifty 50 Index, subject to tracking error.

<sup>^</sup> Investors should consult their financial advisers if in doubt about whether the product is suitable for them.

**Scheme Riskometer**

The risk of the scheme/benchmark is Very High

**As per AMFI Tier I benchmark**

**Nifty 50 TRI**

The risk of the scheme/benchmark is Very High

# Navi US Total Stock Market Fund of Fund

An open-ended fund of fund investing in units of the Vanguard Total Stock Market ETF (VTI) or in the Schwab Total Stock Market Index Fund (SWTSX)



## Investment Objective

The investment objective of the scheme is to provide long-term capital appreciation by investing in units of the Vanguard Total Stock Market ETF (VTI) or in the Schwab Total Stock Market Index Fund (SWTSX). There is no assurance that the investment objective of the scheme will be achieved.



## Scheme Details

**Inception Date (Date of Allotment):** 24th February, 2022  
**Index:** CRSP US Total Market TRI  
**Minimum Application Amount:** ₹100/- and in multiples of ₹1/- thereafter  
**Load Structure:** Exit Load : NIL  
**Asset Allocation Pattern:** Units of units of the Vanguard Total Stock Market ETF (VTI) or the (SWTSX): 95% to 100% Debt and Money Market Instruments, including Tri Party Repo<sup>^</sup>, G-Secs and Cash: 0% to 5%  
**Total Expense Ratio (TER)<sup>^</sup>:** Regular Plan: 0.06% | Direct Plan: 0.06%  
<sup>#</sup> - Above TER includes additional expenses but excludes GST. For TER inclusive of GST please refer to page no. 31  
 Expense structure for Direct & Regular Plan may vary.



## Fund Manager

**Mr. Ashutosh Shirwaikar** is the Fund Manager from February 14, 2025. Mr. Ashutosh Shirwaikar manages 15 schemes.



## Fund Size (as on May 31, 2025)

**AUM:** ₹ 851.56 Crs | **Monthly Average AUM:** ₹ 834.79 Crs



## Net Asset Value (NAV)

as on May 30, 2025

Scheme	NAV (in ₹)
Direct Plan - Growth Option-----	15.6848
Regular Plan - Growth Option-----	15.6696

## Portfolio Holdings as on May 30, 2025

Portfolio Holdings	% of Net Assets
<b>MUTUAL FUND UNITS</b>	<b>99.23%</b>
* VANGUARD TOTAL STOCK MARKET ETF	99.23%
<b>TREPS (including TBILL held as Collateral)/Reverse Repo/Net Current Assets/Cash/Cash Equivalent</b>	<b>0.77%</b>
<b>Total</b>	<b>100.00%</b>

\*Top Holdings

## Performance as on May 30, 2025

Period	Navi US Total Stock Market Fund of Fund - Regular Growth	CRSP US Total Market TRI <sup>@</sup>	Navi US Total Stock Market Fund of Fund - Direct Growth	CRSP US Total Market TRI <sup>@</sup>
1 Year CAGR %	15.09%	11.58%	15.09%	11.58%
3 Years CAGR %	16.73%	12.07%	16.77%	12.07%
Since Inception CAGR %	14.76%	9.44%	14.79%	9.44%
Current Value of investment if ₹ 10000/- was invested on Inception date (in ₹)	15670	13421	15685	13421
Current Value of Investment if 10000/- was invested 1 year ago	11504	11155	11504	11155
Current Value of Investment if 10000/- was invested 3 year ago	15906	14077	15921	14077

<sup>^</sup>In case, the start date or the end date of the concerned period is a non-business day, the NAV of the previous business day is considered for computation of returns. Past performance may or may not be sustained in future. The Direct Plan has a lower expense ratio as compared to the Regular/ Other than Direct Plan to the extent of distribution expenses, commission, etc. and no commission or distribution expenses for distribution of Units or distribution expenses are paid / charged under the Direct Plan. Standard TRIs prescribed are as per the applicable circular by SEBI. <sup>@</sup>- TRI. Note: Pursuant to AMFI communication vide letter no 35P/MEM-COR/126 dated March 20, 2024, inflows and subscriptions (including by way of lump sum, switch-ins, new/existing registrations of Systematic Investment Plan (SIP) and Systematic Transfer Plan (STP)) is not being accepted.

## SIP Returns as on May 30, 2025

SIP Tenure (in Years)	1 Year	3 Year	Since Inception
Investment Amount	10,000	10,000	10,000
Total No. of Installments	12	36	38
Total Amount Invested (in ₹)	120000	360000	380000
Present Value (in ₹)	126189	473623	519452
CRSP US Total Market Index	-	-	-
Total No. Units	8053	30226	33150
Yield (%)	9.84	18.71	17.98

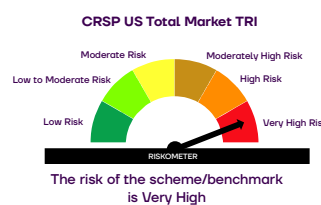
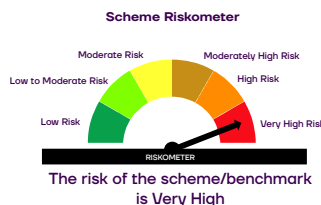
### SIP date every 1st business day of the month

SIP Returns are for regular plan. Past performance may or may not be sustained in the future. Assuming ₹10,000 invested systematically on the first Business Day of every month over a period of time. Load is not taken into consideration for computation of performance. The above investment simulation is for illustrative purpose only and should not be construed as a promise on minimum returns and safeguard of capital. The AMC/Mutual Fund is not guaranteeing or promising or forecasting any returns. SIP does not assure a profit or guarantee protection against a loss in a declining market.

## This Product Is Suitable For Investors Who Are Seeking<sup>^</sup>

- Capital appreciation over the long term
- Ideal for Equity investors who want exposure to Vanguard Total Stock Market ETF (VTI) or in the Schwab Total Stock Market Index Fund (SWTSX)

<sup>^</sup> Investors should consult their financial advisers if in doubt about whether the product is suitable for them.



# Navi NASDAQ 100 Fund of Fund

An open-ended fund of fund investing in units of overseas ETF's and/or Index Fund based on NASDAQ 100 Index.



## Investment Objective

The investment objective of the scheme is to provide long-term capital appreciation by investing in units of overseas ETF's and/ or Index Fund based on NASDAQ 100 Index. There is no assurance that the investment objective of the scheme will be realized.



## Scheme Details

**Inception Date (Date of Allotment):** 23rd March, 2022  
**Index:** NASDAQ 100 TRI  
**Minimum Application Amount:** ₹100/- and in multiples of ₹1/- thereafter  
**Load Structure:** Exit Load : NIL  
**Asset Allocation Pattern:** To Units of overseas ETF's and/or Index Fund based on NASDAQ 100 Index 95% to 100.  
 To Debt schemes, Debt & Money Market Instruments, including Tri Party Repo, G-Secs and Cash-0% to 5%  
**Total Expense Ratio (TER)\*:** Regular Plan: 0.30% | Direct Plan: 0.16%  
 # - Above TER includes additional expenses but excludes GST. For TER inclusive of GST please refer to page no. 31  
 Expense structure for Direct & Regular Plan may vary.



## Fund Manager

**Mr. Ashutosh Shirwaikar** is the Fund Manager from February 14, 2025.  
 Mr. Ashutosh Shirwaikar manages 15 schemes.



## Net Asset Value (NAV)

as on May 30, 2025

Scheme	NAV (in ₹)
Direct Plan - Growth Option	16.2720
Regular Plan - Growth Option	16.1744



## Fund Size

(as on May 31 2025)  
**AUM:** ₹ 968.97 Crs | **Monthly Average AUM:** ₹ 944.10 Crs

## Portfolio Holdings as on May 30, 2025

Portfolio Holdings	% of Net Assets
MUTUAL FUND UNITS	99.41%
+INVESCO NASDAQ 100 ETF (QQQM)	99.41%
TREPS (including TBILL held as Collateral)/Reverse	
Repo/Net Current Assets/Cash/Cash Equivalent	0.59%
<b>Total</b>	<b>100.00%</b>

\*Top 10 Holdings

## Performance as on May 30, 2025

Period	Navi NASDAQ 100 Fund of Fund - Regular Growth	NASDAQ 100 TRI* <sup>@</sup>	Navi NASDAQ 100 Fund of Fund - Direct Growth	NASDAQ 100 TRI* <sup>@</sup>
1 Year CAGR %	17.99%	15.17%	18.17%	15.17%
3 Years CAGR %	22.92%	19.07%	23.16%	19.07%
Since Inception CAGR %	16.30%	12.29%	16.52%	12.29%
Current Value of investment if ₹ 10000/- was invested on Inception date (in ₹)	16175	14464	16272	14464
Current Value of Investment if 10000/- was invested 1 year ago	11794	11513	11811	11513
Current Value of Investment if 10000/- was invested 3 year ago	18573	16881	18679	16881

\*In case, the start date or the end date of the concerned period is a non-business day, the NAV of the previous business day is considered for computation of returns. Past performance may or may not be sustained in future. The Direct Plan has a lower expense ratio as compared to the Regular/ Other than Direct Plan to the extent of distribution expenses, commission, etc. and no commission or distribution expenses for distribution of Units or distribution expenses are paid / charged under the Direct Plan. Standard TRIs prescribed are as per the applicable circular by SEBI. @- TRI . Note: Pursuant to AMFI communication vide letter no 35P/MEM-COR/126 dated March 20, 2024, inflows and subscriptions (including by way of lump sum, switch-ins, new/existing registrations of Systematic Investment Plan (SIP) and Systematic Transfer Plan (STP)) is not being accepted.

## SIP Returns as on May 30, 2025

SIP Tenure (in Years)	1 Year	3 Years	Since Inception
Investment Amount	10,000	10,000	10,000
Total No. of Installments	12	36	37
Total Amount Invested (in ₹)	120000	360000	370000
Present Value (in ₹)	129813	518870	553268
NASDAQ 100 Index	128603	500230	530912
Total No. Units	8026	32079	34206
Yield (%)	15.72	25.32	24.57

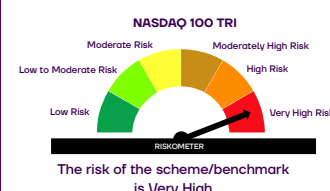
### SIP date every 1st business day of the month

SIP Returns are for regular plan. Past performance may or may not be sustained in the future. Assuming ₹10,000 invested systematically on the first Business Day of every month over a period of time. Load is not taken into consideration for computation of performance. The above investment simulation is for illustrative purpose only and should not be construed as a promise on minimum returns and safeguard of capital. The AMC/Mutual Fund is not guaranteeing or promising or forecasting any returns. SIP does not assure a profit or guarantee protection against a loss in a declining market.

## This Product Is Suitable For Investors Who Are Seeking<sup>^</sup>

- Capital appreciation over the long term
- Return that corresponds generally to the performance of NASDAQ 100 Index, subject to tracking error

<sup>^</sup> Investors should consult their financial advisers if in doubt about whether the product is suitable for them.



# Navi Nifty Next 50 Index Fund

An open ended scheme replicating / tracking Nifty Next 50 Index.



## Investment Objective

The investment objective of the Scheme is to invest in companies whose securities are included in Nifty Next 50 Index and to endeavour to achieve the returns of the index, though subject to tracking error. The objective is that the performance of the NAV of the Scheme should track the performance of the Nifty Next 50 Index over the same period subject to tracking error. There is no assurance that the investment objective of the Scheme will be achieved.



## Fund Manager

**Mr. Ashutosh Shirwaikar** is the Fund Manager from February 14, 2025. Mr. Ashutosh Shirwaikar manages 15 schemes.



## Scheme Details

**Inception Date (Date of Allotment):** 20th January, 2022  
**Index:** Nifty Next 50 TRI

**Minimum Application Amount:** ₹ 100/- and in multiples of ₹ 1/- thereafter

**Load Structure:** Exit Load : NIL

**Asset Allocation Pattern:** Equity and equity related securities covered by Nifty Next 50 Index: 95% to 100%  
Debt and Money Market Instruments: 0% to 5%

**Total Expense Ratio (TER)\*:** Regular Plan: 0.58% | Direct Plan: 0.12%

**Portfolio Turnover Ratio (Times):** 0.16

# - Above TER includes additional expenses but excludes GST. For TER inclusive of GST please refer to page no. 31  
Expense structure for Direct & Regular Plan may vary.



## Net Asset Value (NAV)

as on May 30, 2025

Scheme	NAV (in ₹)
Direct Plan - Growth Option	15.7805
Regular Plan - Growth Option	15.5240



## Fund Size (as on May 31, 2025)

**AUM:** ₹ 855.77 Crs | **Monthly Average AUM:** ₹ 827.95 Crs

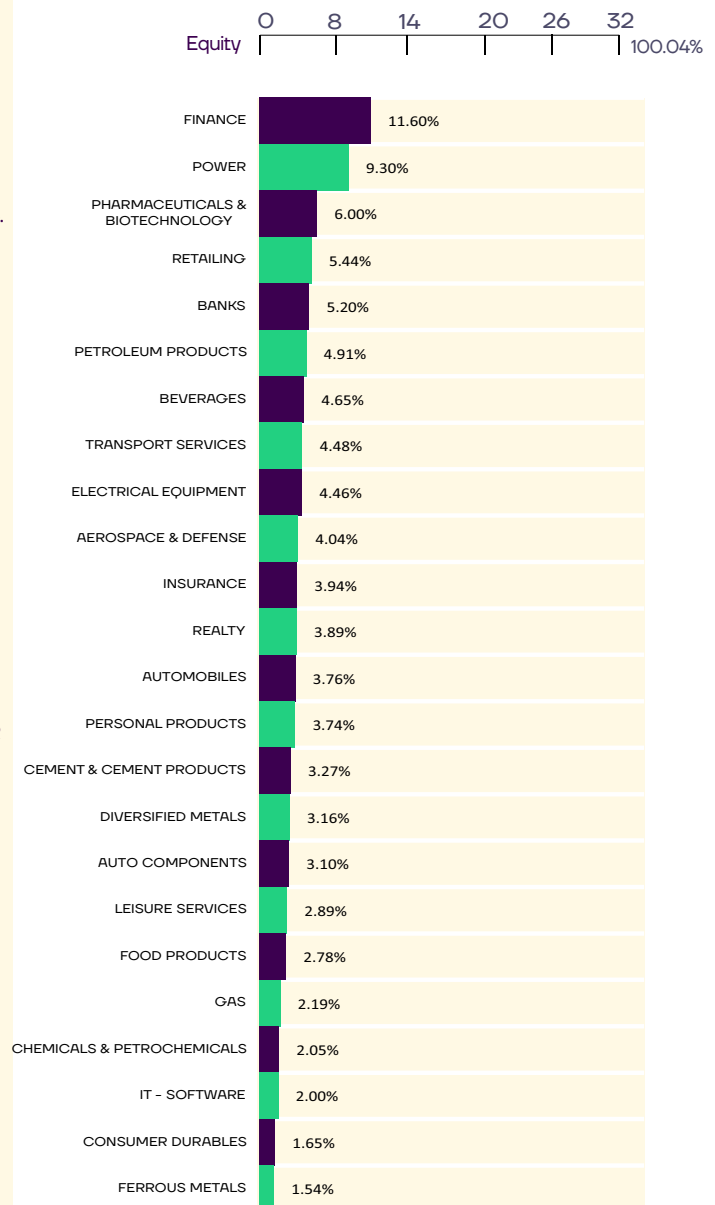


## Tracking Error

(Annualised as on May 31, 2025)

Tracking Error	Tracking Difference
0.41%	-0.37%

## Industry Allocation Equity (%)



## Portfolio Holdings as on May 30, 2025

Portfolio Holdings	Sector	% of Net Assets	Portfolio Holdings	Sector	% of Net Assets
<b>EQUITY SHARES</b>			<b>100.04%</b>		
* INTERGLOBE AVIATION LIMITED	TRANSPORT SERVICES	4.48%	CG POWER AND INDUSTRIAL SOLUTIONS LTD	ELECTRICAL EQUIPMENT	1.88%
* HINDUSTAN AERONAUTICS LTD	AEROSPACE & DEFENSE	4.04%	ADANI POWER LIMITED	POWER	1.83%
* DIVI'S LABORATORIES LIMITED	PHARMACEUTICALS & BIOTECHNOLOGY	3.59%	MACROTECH DEVELOPERS LIMITED	REALTY	1.70%
* VEDANTA LIMITED	DIVERSIFIED METALS	3.16%	SHREE CEMENT LIMITED	CEMENT & CEMENT PRODUCTS	1.69%
* THE INDIAN HOTELS COMPANY LIMITED	LEISURE SERVICES	2.89%	CANARA BANK	BANKS	1.66%
* CHOLAMANDALAM INVEST & FINANCE CO LTD	FINANCE	2.88%	HAVELLS INDIA LIMITED	CONSUMER DURABLES	1.65%
* TATA POWER COMPANY LIMITED	POWER	2.82%	AMBUJA CEMENTS LIMITED	CEMENT & CEMENT PRODUCTS	1.58%
* TVS MOTOR COMPANY LIMITED	AUTOMOBILES	2.80%	PUNJAB NATIONAL BANK	BANKS	1.56%
* BRITANNIA INDUSTRIES LIMITED	FOOD PRODUCTS	2.78%	JINDAL STEEL & POWER LIMITED	FERROUS METALS	1.54%
* VARUN BEVERAGES LIMITED	BEVERAGES	2.73%	TORRENT PHARMACEUTICALS LIMITED	PHARMACEUTICALS & BIOTECHNOLOGY	1.42%
BHARAT PETROLEUM CORPORATION LIMITED	PETROLEUM PRODUCTS	2.64%	ABB INDIA LIMITED	ELECTRICAL EQUIPMENT	1.34%
POWER FINANCE CORPORATION LIMITED	FINANCE	2.53%	ADANI ENERGY SOLUTIONS LIMITED	POWER	1.34%
AVENUE SUPERMARTS LIMITED	RETAILING	2.52%	ADANI GREEN ENERGY LIMITED	POWER	1.33%
GODREJ CONSUMER PRODUCTS LIMITED	PERSONAL PRODUCTS	2.52%	SIEMENS LIMITED	ELECTRICAL EQUIPMENT	1.24%
BAJAJ HOLDINGS & INVESTMENT.LTD	FINANCE	2.49%	DABUR INDIA LIMITED	PERSONAL PRODUCTS	1.22%
INFO EDGE (INDIA) LIMITED	RETAILING	2.37%	BOSCH LIMITED	AUTO COMPONENTS	1.17%
INDIAN OIL CORPORATION LIMITED	PETROLEUM PRODUCTS	2.27%	JSW ENERGY LIMITED	POWER	1.12%
DLF LIMITED	REALTY	2.19%	ICICI PRUDENTIAL LIFE INSURANCE COMPANY	INSURANCE	1.11%
GAIL (INDIA) LIMITED	GAS	2.19%	INDIAN RAILWAY FINANCE CORPORATION LTD.	FINANCE	1.06%
REC LIMITED	FINANCE	2.15%	ZYDUS LIFESCIENCES LIMITED	PHARMACEUTICALS & BIOTECHNOLOGY	0.99%
PIDILITE INDUSTRIES LIMITED	CHEMICALS & PETROCHEMICALS	2.05%	HYUNDAI MOTOR INDIA LIMITED	AUTOMOBILES	0.96%
LTIMINDTREE LTD	IT - SOFTWARE	2.00%	LIFE INSURANCE CORPORATION OF INDIA	INSURANCE	0.91%
BANK OF BARODA	BANKS	1.98%	SIEMENS ENERGY INDIA LIMITED	POWER	0.86%
SAMVARDHANA MOTHERSON INTERNATIONAL LTD	AUTO COMPONENTS	1.93%	SWIGGY LIMITED	RETAILING	0.55%
ICICI LOMBARD GENERAL INSURANCE COMPANY	INSURANCE	1.92%	BAJAJ HOUSING FINANCE LTD	FINANCE	0.49%
UNITED SPIRITS LIMITED	BEVERAGES	1.92%	<b>TREPS (including TBILL held as Collateral)/</b>		
			<b>Reverse Repo/Net Current Assets/Cash/Cash Equivalent</b>		
					<b>-0.04%</b>
			<b>Total</b>		<b>100.00%</b>

\*Top 10 Holdings

## Performance as on May 30, 2025

Period	Navi Nifty Next 50 Index Fund - Regular Growth	Nifty Next 50 TRI <sup>1</sup> @	Navi Nifty Next 50 Index Fund - Direct Growth	Nifty Next 50 TRI <sup>1</sup> @
1 Year CAGR %	-1.13%	-0.41%	-0.68%	-0.41%
3 year CAGR %	19.46%	20.49%	20.05%	20.49%
Since Inception CAOR %	13.99%	14.97%	14.55%	14.97%
Current Value of investment if 10000/- was invested on Inception date (in ₹)	15524	15976	15781	15976
Current Value of Investment if 10000/- was invested 1 year ago	9887	9959	9933	9959
Current Value of investment if 10000/- was invested prior 3 year (in ₹)	17050	17494	17302	17494

\*In case, the start date or the end date of the concerned period is a non-business day, the NAV of the previous business day is considered for computation of returns. Past performance may or may not be sustained in future. The Direct Plan has a lower expense ratio as compared to the Regular/ Other than Direct Plan to the extent of distribution expenses, commission, etc. and no commission or distribution expenses for distribution of Units or distribution expenses are paid / charged under the Direct Plan. Standard TRIs prescribed are as per the applicable circular by SEBI. The performance of the Scheme is benchmarked to the Total Return variant of the Index TRI. @- Benchmark @-Additional Benchmark.

## SIP Returns as on May 30, 2025

SIP Tenure (in Years)	1 Year	3 Year	Since Inception
Investment Amount	10,000	10,000	10,000
Total No. of Installments	12	36	39
Total Amount Invested (in ₹)	120000	360000	390000
Present Value (in ₹)	117248	475360	539552
Nifty Next 50 TRI	117673	482738	548658
Total No. Units	7553	30620	34755
Yield (%)	-4.28	18.97	18.31

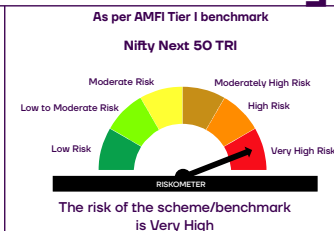
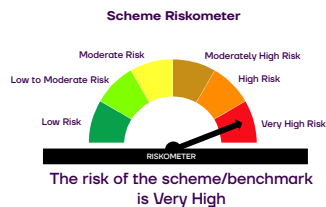
### SIP date every 1st business day of the month

SIP Returns are for regular plan. Past performance may or may not sustained in the future. Assuming ₹10,000 invested systematically on the first Business Day of every month over a period of time. Load is not taken into consideration for computation of performance. The above investment simulation is for illustrative purpose only and should not be construed as a promise on minimum returns and safeguard of capital. The AMC/Mutual Fund is not guaranteeing or promising or forecasting any returns. SIP does not assure a profit or gurantee protection against a loss in a declining market.

## This Product Is Suitable For Investors Who Are Seeking<sup>^</sup>

- Capital appreciation over the long term
- Equity and Equity related securities covered by Nifty Next 50 Index
- Return that corresponds to the performance of Nifty Next 50 Index, subject to tracking error.

<sup>^</sup> Investors should consult their financial advisers if in doubt about whether the product is suitable for them.



# Navi Nifty Bank Index Fund

An open ended scheme replicating / tracking Nifty Bank Index TRI.



## Investment Objective

The investment objective of the scheme is to achieve return equivalent to Nifty Bank Index by investing in stocks of companies comprising Nifty Bank Index, subject to tracking error. There is no assurance that the investment objective of the scheme will be achieved.



## Scheme Details

**Inception Date (Date of Allotment):** 04th February, 2022  
**Index:** Nifty Bank TRI  
**Minimum Application Amount:** ₹100/- and in multiples of ₹1/- thereafter  
**Load Structure:** Exit Load : NIL  
**Asset Allocation Pattern:** Equity and equity related securities covered by Nifty Bank Index: 95% to 100%  
 Debt and Money Market Instruments: 0% to 5%  
**Total Expense Ratio (TER)\*:** Regular Plan: 0.80% | Direct Plan: 0.10%  
**Portfolio Turnover Ratio (Times):** 0.49

# - Above TER includes additional expenses but excludes GST. For TER inclusive of GST please refer to page no. 31  
 Expense structure for Direct & Regular Plan may vary.



## Fund Manager

**Mr. Ashutosh Shirwaikar** is the Fund Manager from February 14, 2025. Mr. Ashutosh Shirwaikar manages 15 schemes.



## Fund Size (as on May 31, 2025)

**AUM:** ₹ 646.77 Crs | **Monthly Average AUM:** ₹ 634.37 Crs



## Tracking Error

(Annualised as on May 31, 2025)

Tracking Error	Tracking Difference
0.05%	-0.37%



## Net Asset Value (NAV)

as on May 30, 2025

Scheme	NAV (in ₹)
Direct Plan - Growth Option	14.5834
Regular Plan - Growth Option	14.2430

## Industry Allocation Equity (%)



BANKS

96.19%

## Performance as on May 30, 2025

Period	Navi Nifty Bank Index Fund - Regular Growth	Nifty Bank TRI <sup>1</sup> @	Navi Nifty Bank Index Fund - Direct Growth	Nifty Bank TRI <sup>1</sup> @
1 Year CAGR %	13.38%	14.43%	14.20%	14.43%
3 year CAGR %	15.90%	17.11%	16.72%	17.11%
Since Inception CAGR %	11.25%	12.46%	12.04%	12.46%
Current Value of investment if 10000/- was invested on Inception date (in ₹)	14243	14766	14583	14766
Current Value of Investment if 10000/- was invested 1 year ago	11334	11438	11416	11438
Current Value of investment if 10000/- was invested prior 3 year (in ₹)	15568	16060	15903	16060

\*In case, the start date or the end date of the concerned period is a non-business day, the NAV of the previous business day is considered for computation of returns. Past performance may or may not be sustained in future. The Direct Plan has a lower expense ratio as compared to the Regular/ Other than Direct Plan to the extent of distribution expenses, commission, etc. and no commission or distribution expenses for distribution of Units or distribution expenses are paid / charged under the Direct Plan. Standard TRIs prescribed are as per the applicable circular by SEBI. The performance of the Scheme is benchmarked to the Total Return variant of the Index TRI. @- Benchmark @@-Additional Benchmark.

## Portfolio Holdings as on May 30, 2025

Portfolio Holdings	Sector	% of Net Assets
<b>EQUITY SHARES</b>		<b>96.19%</b>
• HDFC BANK LIMITED	BANKS	26.76%
• ICICI BANK LIMITED	BANKS	24.22%
• AXIS BANK LIMITED	BANKS	8.09%
• STATE BANK OF INDIA	BANKS	7.97%
• KOTAK MAHINDRA BANK LIMITED	BANKS	7.25%
• INDUSIND BANK LIMITED	BANKS	3.85%
• THE FEDERAL BANK LIMITED	BANKS	3.55%
• BANK OF BARODA	BANKS	3.31%
• IDFC FIRST BANK LIMITED	BANKS	3.02%
• AU SMALL FINANCE BANK LIMITED	BANKS	2.79%
CANARA BANK	BANKS	2.77%
PUNJAB NATIONAL BANK	BANKS	2.61%
<b>TREPS (including TBILL held as Collateral)/</b>		
<b>Reverse Repo/Net Current Assets/Cash/Cash Equivalent</b>		<b>3.81%</b>
<b>Total</b>		<b>100.00%</b>

\*Top 10 Holdings

## SIP Returns as on May 30, 2025

SIP Tenure (in Years)	1 Year	3 Year	Since Inception
Investment Amount	10,000	10,000	10,000
Total No. of Installments	12	36	38
Total Amount Invested (in ₹)	120000	360000	380000
Present Value (in ₹)	129897	443706	489614
Nifty 50 TRI	130526	450978	498426
Total No. Units	9120	31152	34375
Yield (%)	15.85	14.10	14.15

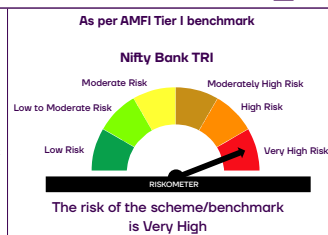
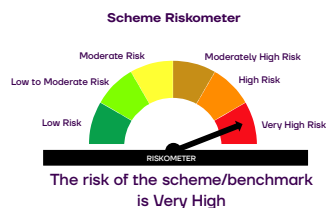
### SIP date every 1st business day of the month

SIP Returns are for regular plan. Past performance may or may not be sustained in the future. Assuming ₹10,000 invested systematically on the first Business Day of every month over a period of time. Load is not taken into consideration for computation of performance. The above investment simulation is for illustrative purpose only and should not be construed as a promise on minimum returns and safeguard of capital. The AMC/Mutual Fund is not guaranteeing or promising or forecasting any returns. SIP does not assure a profit or guarantee protection against a loss in a declining market.

## This Product Is Suitable For Investors Who Are Seeking<sup>^</sup>

- Capital appreciation over the long term
- Equity and Equity related securities covered by Nifty Bank Index
- Return that corresponds to the performance of Nifty Bank Index, subject to tracking error.

<sup>^</sup> Investors should consult their financial advisers if in doubt about whether the product is suitable for them.



# Navi Nifty Midcap 150 Index Fund

An open-ended equity scheme replicating / tracking Nifty Midcap 150 Index



## Investment Objective

The investment objective of the scheme is to achieve return equivalent to Nifty Midcap 150 Index by investing in stocks of companies comprising Nifty Midcap 150 Index, subject to tracking error. There is no assurance that the investment objective of the scheme will be achieved. .



## Fund Manager

**Mr. Ashutosh Shirwaikar** is the Fund Manager from February 14, 2025. Mr. Ashutosh Shirwaikar manages 15 schemes.



## Scheme Details

**Inception Date (Date of Allotment):** 11th March, 2022  
**Index:** Nifty Midcap 150 TRI

**Minimum Application Amount:** ₹100/- and in multiples of ₹1/- thereafter  
**Load Structure:** Exit Load : NIL

**Asset Allocation Pattern:** Equity and equity related securities covered by Nifty Midcap 150 Index : 95% to 100%  
Debt and Money Market Instruments: 0% to 5%

**Total Expense Ratio (TER)\*:** Regular Plan: 1.00% | Direct Plan: 0.22%

**Portfolio Turnover Ratio (Times):** 0.36

# - Above TER includes additional expenses but excludes GST. For TER inclusive of GST please refer to page no. 31  
Expense structure for Direct & Regular Plan may vary.



## Net Asset Value (NAV)

as on May 30, 2025

Scheme	NAV (in ₹)
Direct Plan - Growth Option	19.9545
Regular Plan - Growth Option	19.3983



## Fund Size (as on May 31, 2025)

**AUM:** ₹ 286.01 Crs | **Monthly Average AUM:** ₹ 270.76 Crs

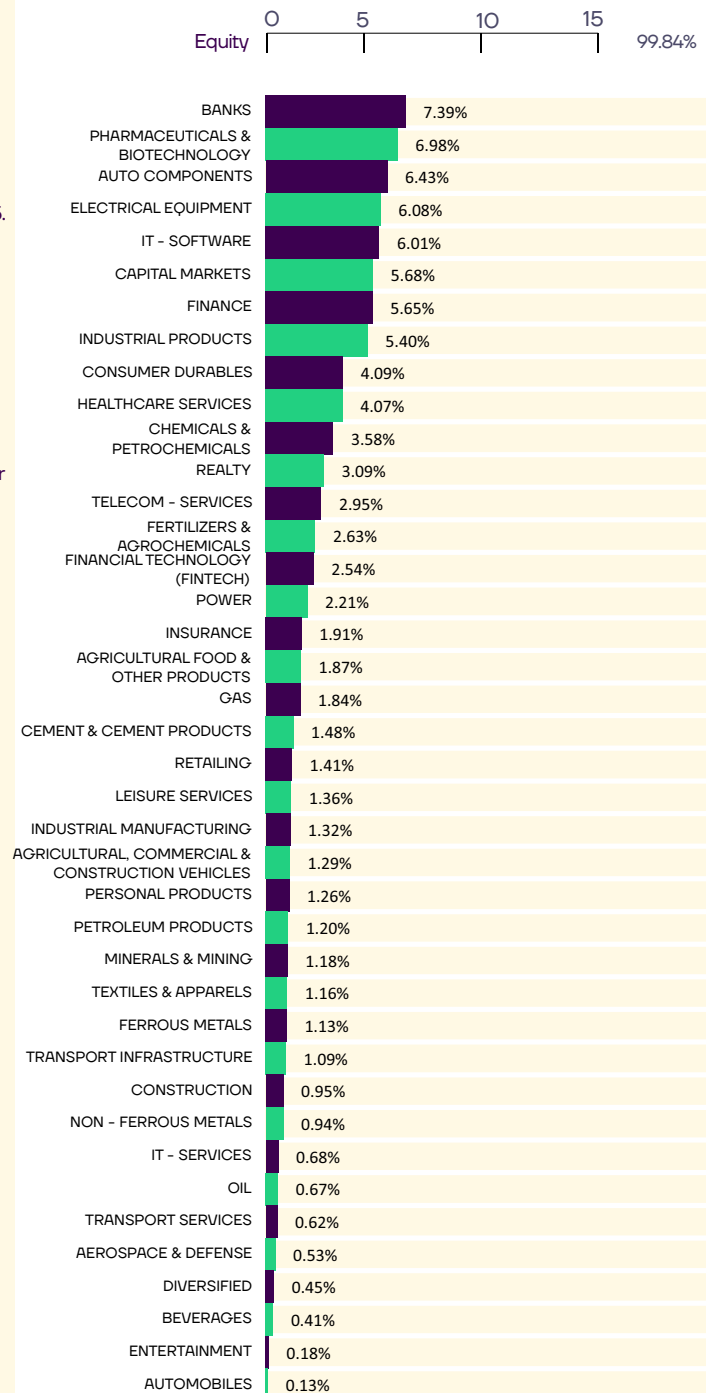


## Tracking Error

(Annualised as on May 31, 2025)

Tracking Error	Tracking Difference
0.14%	-0.65%

## Industry Allocation Equity (%)



## Portfolio Holdings as on May 30, 2025

Portfolio Holdings	Sector	% of Net Assets	Portfolio Holdings	Sector	% of Net Assets
<b>EQUITY SHARES</b>					
* BSE LTD	CAPITAL MARKETS	99.84%	ADANI TOTAL GAS LIMITED	GAS	0.54%
* SUZLON ENERGY LIMITED	ELECTRICAL EQUIPMENT	3.12%	ASTRAL LIMITED	INDUSTRIAL PRODUCTS	0.53%
* MAX HEALTHCARE INSTITUTE LIMITED	HEALTHCARE SERVICES	2.43%	BHARAT DYNAMICS LIMITED	AEROSPACE & DEFENSE	0.53%
* PERSISTENT SYSTEMS LTD	IT - SOFTWARE	2.39%	PATANJALI FOODS LIMITED	AGRICULTURAL FOOD & OTHER PRODUCTS	0.53%
* PB FINTECH LIMITED	FINANCIAL TECHNOLOGY (FINTECH)	1.72%	STEEL AUTHORITY OF INDIA LIMITED	FERROUS METALS	0.53%
* COFORGE LIMITED	IT - SOFTWARE	1.67%	UNO MINDA LIMITED	AUTO COMPONENTS	0.52%
* DIXON TECHNOLOGIES (INDIA) LIMITED	CONSUMER DURABLES	1.63%	LIC HOUSING FINANCE LIMITED	FINANCE	0.51%
* INDUS TOWERS LIMITED	TELECOM - SERVICES	1.62%	MAHINDRA & MAHINDRA FINANCIAL SERV LTD.	FINANCE	0.51%
* THE FEDERAL BANK LIMITED	BANKS	1.45%	EXIDE INDUSTRIES LIMITED	AUTO COMPONENTS	0.50%
* HDFC ASSET MANAGEMENT COMPANY LIMITED	CAPITAL MARKETS	1.42%	HINDUSTAN ZINC LIMITED	NON - FERROUS METALS	0.48%
LUPIN LIMITED	PHARMACEUTICALS & BIOTECHNOLOGY	1.39%	LLOYDS METALS AND ENERGY LIMITED	MINERALS & MINING	0.48%
CUMMINS INDIA LIMITED	INDUSTRIAL PRODUCTS	1.35%	SCHAEFFLER INDIA LTD	AUTO COMPONENTS	0.48%
IDFC FIRST BANK LIMITED	BANKS	1.27%	COCHIN SHIPYARD LIMITED	INDUSTRIAL MANUFACTURING	0.47%
SRF LIMITED	CHEMICALS & PETROCHEMICALS	1.21%	360 ONE WAM LIMITED	CAPITAL MARKETS	0.46%
YES BANK LTD	BANKS	1.19%	BERGER PAINTS (I) LIMITED	CONSUMER DURABLES	0.46%
HINDUSTAN PETROLEUM CORPORATION LIMITED	PETROLEUM PRODUCTS	1.16%	DALMIA BHARAT LIMITED	CEMENT & CEMENT PRODUCTS	0.46%
SOLAR INDUSTRIES INDIA LIMITED	CHEMICALS & PETROCHEMICALS	1.13%	NATIONAL ALUMINIUM COMPANY LIMITED	NON - FERROUS METALS	0.46%
AU SMALL FINANCE BANK LIMITED	BANKS	1.12%	ABBOTT INDIA LIMITED	PHARMACEUTICALS & BIOTECHNOLOGY	0.45%
MAX FINANCIAL SERVICES LIMITED	BANKS	1.11%	ADITYA BIRLA CAPITAL LIMITED	FINANCE	0.45%
MARICO LIMITED	INSURANCE	1.11%	LINDE INDIA LIMITED	CHEMICALS & PETROCHEMICALS	0.45%
FORTIS HEALTHCARE LIMITED	AGRICULTURAL FOOD & OTHER PRODUCTS	1.08%	APOLLO TYRES LIMITED	AUTO COMPONENTS	0.43%
SUNDARAM FINANCE LIMITED	HEALTHCARE SERVICES	1.05%	BIOCON LIMITED	PHARMACEUTICALS & BIOTECHNOLOGY	0.43%
ASHOK LEYLAND LIMITED	FINANCE	1.01%	BANK OF INDIA	BANKS	0.42%
	AGRICULTURAL, COMMERCIAL & CONSTRUCTION VEHICLES	0.97%	GUJARAT FLUOROCEMICALS LIMITED	CHEMICALS & PETROCHEMICALS	0.42%
GODREJ PROPERTIES LIMITED	REALTY	0.97%	INDRAPRASTHA GAS LIMITED	GAS	0.41%
UPL LIMITED	FERTILIZERS & AGROCHEMICALS	0.97%	UNITED BREWERIES LIMITED	BEVERAGES	0.41%
BHARAT HEAVY ELECTRICALS LIMITED	ELECTRICAL EQUIPMENT	0.97%	BANDHAN BANK LIMITED	BANKS	0.40%
BHARAT FORGE LIMITED	FERTILIZERS & AGROCHEMICALS	0.96%	DEEPAK NITRITE LTD	CHEMICALS & PETROCHEMICALS	0.40%
APL APOLLO TUBES LIMITED	AUTO COMPONENTS	0.95%	AIA ENGINEERING LIMITED	INDUSTRIAL PRODUCTS	0.39%
TUBE INVESTMENTS OF INDIA LTD	INDUSTRIAL PRODUCTS	0.94%	APAR INDUSTRIES LTD	ELECTRICAL EQUIPMENT	0.39%
COLOGATE PALMOLIVE (INDIA) LIMITED	AUTO COMPONENTS	0.94%	BHARTI HEXACOM LIMITED	TELECOM - SERVICES	0.39%
AUROBINDO PHARMA LIMITED	PERSONAL PRODUCTS	0.93%	GLAXOSMITHKLINE PHARMACEUTICALS LTD	PHARMACEUTICALS & BIOTECHNOLOGY	0.39%
PI INDUSTRIES LIMITED	PHARMACEUTICALS & BIOTECHNOLOGY	0.92%	L&T FINANCE LIMITED	FINANCE	0.39%
ONE 97 COMMUNICATIONS LIMITED	FERTILIZERS & AGROCHEMICALS	0.89%	THERMAX LIMITED	ELECTRICAL EQUIPMENT	0.38%
GMR AIRPORTS LIMITED	FINANCIAL TECHNOLOGY (FINTECH)	0.87%	CRISIL LIMITED	FINANCE	0.37%
POLYCAB INDIA LIMITED	TRANSPORT INFRASTRUCTURE	0.86%	NIPPON LIFE INDIA ASSET MANAGEMENT LTD	CAPITAL MARKETS	0.37%
PAGE INDUSTRIES LIMITED	INDUSTRIAL PRODUCTS	0.86%	ACC LIMITED	CEMENT & CEMENT PRODUCTS	0.36%
MPHASIS LIMITED	TEXTILES & APPARELS	0.84%	GENERAL INSURANCE CORPORATION OF INDIA	INSURANCE	0.36%
THE PHOENIX MILLS LIMITED	IT - SOFTWARE	0.83%	GLAND PHARMA LIMITED	PHARMACEUTICALS & BIOTECHNOLOGY	0.36%
VOLTAS LIMITED	REALTY	0.82%	HOUSING AND URBAN DEVELOPMENT CORP. LTD.	FINANCE	0.35%
MRF LIMITED	CHEMICALS & PETROCHEMICALS	0.82%	SYNGENE INTERNATIONAL LIMITED	HEALTHCARE SERVICES	0.35%
UNION BANK OF INDIA	AUTO COMPONENTS	0.81%	INDIAN RENEWABLE ENERGY DEV AGENCY LTD	FINANCE	0.34%
GE VERNOVA T&D INDIA LIMITED	BANKS	0.81%	L&T TECHNOLOGY SERVICES LTD	IT - SERVICES	0.34%
MANKIND PHARMA LIMITED	ELECTRICAL EQUIPMENT	0.80%	MOTILAL OSWAL FINANCIAL SERVICES	CAPITAL MARKETS	0.34%
FSN E-COMMERCE VENTURES LIMITED	PHARMACEUTICALS & BIOTECHNOLOGY	0.80%	TATA TECHNOLOGIES LIMITED	IT - SERVICES	0.34%
NHPC LIMITED	RETAILING	0.79%	EMAMI LTD	PERSONAL PRODUCTS	0.33%
SBI CARDS AND PAYMENT SERVICES LIMITED	POWER	0.79%	ESCORTS KUBOTA LIMITED	AGRICULTURAL, COMMERCIAL & CONSTRUCTION VEHICLES	0.32%
ALKEM LABORATORIES LIMITED	FINANCE	0.79%	K.P.R. MILL LTD	TEXTILES & APPARELS	0.32%
COROMANDEL INTERNATIONAL LIMITED	PHARMACEUTICALS & BIOTECHNOLOGY	0.78%	STAR HEALTH AND ALLIED INSURANCE CO LTD	INSURANCE	0.31%
SUPREME INDUSTRIES LIMITED	FERTILIZERS & AGROCHEMICALS	0.77%	AJANTA PHARMA LIMITED	PHARMACEUTICALS & BIOTECHNOLOGY	0.30%
TORRENT POWER LIMITED	INDUSTRIAL PRODUCTS	0.77%	IRB INFRASTRUCTURE DEVELOPERS LIMITED	CONSTRUCTION	0.29%
JUBILANT FOODWORKS LIMITED	POWER	0.75%	GLOBAL HEALTH LIMITED	HEALTHCARE SERVICES	0.28%
PRESTIGE ESTATES PROJECTS LIMITED	LEISURE SERVICES	0.71%	MOTHERSON SUMI WIRING INDIA LIMITED	AUTO COMPONENTS	0.28%
HITACHI ENERGY INDIA LIMITED	REALTY	0.71%	VISHAL MEGA MART LIMITED	RETAILING	0.27%
NMDC LIMITED	ELECTRICAL EQUIPMENT	0.70%	ADANI WILMAR LIMITED	AGRICULTURAL FOOD & OTHER PRODUCTS	0.26%
SONA BLW PRECISION FORGINGS LIMITED	MINERALS & MINING	0.70%	ENDURANCE TECHNOLOGIES LIMITED	AUTO COMPONENTS	0.25%
MUTHOOT FINANCE LIMITED	AUTO COMPONENTS	0.70%	TATA INVESTMENT CORPORATION LTD.	FINANCE	0.25%
OIL INDIA LIMITED	FINANCE	0.68%	3M INDIA LIMITED	DIVERSIFIED	0.24%
JK CEMENT LIMITED	OIL	0.67%	BANK OF MAHARASHTRA	BANKS	0.24%
PETRONET LNG LIMITED	CEMENT & CEMENT PRODUCTS	0.66%	HONEYWELL AUTOMATION INDIA LIMITED	INDUSTRIAL MANUFACTURING	0.24%
RAIL VIKAS NIGAM LIMITED	GAS	0.66%	NTPC GREEN ENERGY LIMITED	POWER	0.24%
INDIAN RAILWAY CATERING & TOURISM CORP	CONSTRUCTION	0.66%	ADITYA BIRLA LIFESTYLE BRANDS LIMITED	RETAILING	0.23%
KEI INDUSTRIES LIMITED	LEISURE SERVICES	0.65%	GUJARAT GAS LIMITED	GAS	0.23%
TATA ELXSI LIMITED	INDUSTRIAL PRODUCTS	0.64%	JSW INFRASTRUCTURE LIMITED	TRANSPORT INFRASTRUCTURE	0.23%
GLENMARK PHARMACEUTICALS LIMITED	IT - SOFTWARE	0.64%	NEYVELI LIGNITE CORPORATION LTD.	POWER	0.23%
CONTAINER CORPORATION OF INDIA LIMITED	PHARMACEUTICALS & BIOTECHNOLOGY	0.63%	WAAREE ENERGIES LIMITED	ELECTRICAL EQUIPMENT	0.22%
INDIAN BANK	TRANSPORT SERVICES	0.62%	GODREJ INDUSTRIES LTD	DIVERSIFIED	0.21%
KALYAN JEWELLERS INDIA LIMITED	BANKS	0.62%	PREMIER ENERGIES LIMITED	ELECTRICAL EQUIPMENT	0.20%
KPIT TECHNOLOGIES LIMITED	CONSUMER DURABLES	0.62%	SJVN LIMITED	POWER	0.20%
MAZAGON DOCK SHIPBUILDERS LIMITED	IT - SOFTWARE	0.62%	SUN TV NETWORK LIMITED	ENTERTAINMENT	0.18%
JINDAL STAINLESS LIMITED	INDUSTRIAL MANUFACTURING	0.61%	OLA ELECTRIC MOBILITY LIMITED	AUTOMOBILES	0.13%
OBEROI REALTY LIMITED	FERROUS METALS	0.60%	THE NEW INDIA ASSURANCE COMPANY LTD	INSURANCE	0.13%
BALKRISHNA INDUSTRIES LIMITED	REALTY	0.59%	ADITYA BIRLA FASHION AND RETAIL LIMITED	RETAILING	0.12%
BLUE STAR LTD	AUTO COMPONENTS	0.57%	MANGALORE REFINERY & PETROCHEMICALS LTD	PETROLEUM PRODUCTS	0.07%
IPCA LABORATORIES LIMITED	CONSUMER DURABLES	0.57%	<b>TREPS (including TBILL held as Collateral)/</b>		
ORACLE FINANCIAL SERVICES SOFTWARE	PHARMACEUTICALS & BIOTECHNOLOGY	0.57%	<b>Reverse Repo/Net Current Assets/Cash/Cash Equivalent</b>		<b>0.16%</b>
TATA COMMUNICATIONS LIMITED	IT - SOFTWARE	0.57%	<b>Total</b>		<b>100.00%</b>
VODAFONE IDEA LTD	TELECOM - SERVICES	0.56%			
	TELECOM - SERVICES	0.55%			

\*Top 10 Holdings

## Performance as on May 30, 2025

Period	Navi Nifty Midcap 150 Index fund - Regular Growth	Nifty Midcap 150 TRI <sup>@</sup>	Navi Nifty Midcap 150 fund - Direct Growth	Nifty Midcap 150 TRI <sup>@</sup>
1 Year CAGR %	8.69%	10.04%	9.54%	10.04%
3 year CAGR %	24.92%	26.61%	26.02%	26.61%
Since Inception CAGR %	22.83%	24.63%	23.92%	24.63%
Current Value of investment if 10000/- was invested on Inception date (in ₹)	19399	20329	19955	20329
Current Value of Investment if 10000/- was invested 1 year ago	10866	11001	10951	11001
Current Value of investment if 10000/- was invested prior 3 year (in ₹)	19494	20298	20012	20298

<sup>@</sup>In case, the start date or the end date of the concerned period is a non-business day, the NAV of the previous business day is considered for computation of returns. Past performance may or may not be sustained in future. The Direct Plan has a lower expense ratio as compared to the Regular/ Other than Direct Plan to the extent of distribution expenses, commission, etc. and no commission or distribution expenses for distribution of Units or distribution expenses are paid / charged under the Direct Plan. Standard TRIs prescribed are as per the applicable circular by SEBI. The performance of the Scheme is benchmarked to the Total Return variant of the Index TRI. @- Benchmark @@-Additional Benchmark.

## SIP Returns as on May 30, 2025

SIP Tenure (in Years)	1 Year	3 Years	Since Inception
Investment Amount	10,000	10,000	10,000
Total No. of Installments	12	36	37
Total Amount Invested (in ₹)	120000	360000	370000
Present Value (in ₹)	123615	499965	536846
Nifty Midcap 150 TRI	124461	511836	550294
Total No. Units	6372	25773	27674
Yield (%)	5.70	22.60	22.49

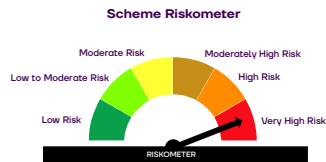
### SIP date every 1st business day of the month

SIP Returns are for regular plan. Past performance may or may not be sustained in the future. Assuming ₹10,000 invested systematically on the first Business Day of every month over a period of time. Load is not taken into consideration for computation of performance. The above investment simulation is for illustrative purpose only and should not be construed as a promise on minimum returns and safeguard of capital. The AMC/Mutual Fund is not guaranteeing or promising or forecasting any returns. SIP does not assure a profit or guarantee protection against a loss in a declining market.

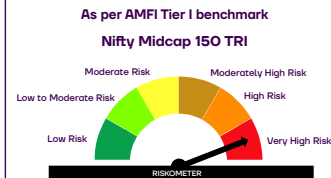
## This Product Is Suitable For Investors Who Are Seeking<sup>^</sup>

- Capital appreciation over the long term
- Equity and Equity related securities covered by Nifty Midcap 150 Index
- Return that corresponds to the performance of Nifty Midcap 150 Index, subject to tracking error.

<sup>^</sup> Investors should consult their financial advisers if in doubt about whether the product is suitable for them.



The risk of the scheme/benchmark is Very High



The risk of the scheme/benchmark is Very High

# Navi Nifty India Manufacturing Index Fund

An open ended scheme replicating / tracking Nifty India Manufacturing Index.



## Investment Objective

The investment objective of the scheme is to achieve return equivalent to Nifty India Manufacturing Index by investing in stocks of companies comprising Nifty India Manufacturing Index, subject to tracking error. There is no assurance that the investment objective of the scheme will be achieved.



## Fund Manager

**Mr. Ashutosh Shirwaikar** is the Fund Manager from February 14, 2025. Mr. Ashutosh Shirwaikar manages 15 schemes.



## Scheme Details

**Inception Date (Date of Allotment):** 29th August, 2022  
**Index:** Nifty India Manufacturing TRI

**Minimum Application Amount:** ₹100/- and in multiples of ₹1/- thereafter  
**Load Structure:** Exit Load : NIL

**Asset Allocation Pattern:** Equity & equity related securities covered by Nifty India Manufacturing Index: 95% to 100%  
Debt & Money Market Instruments: 0% to 5%

**Total Expense Ratio (TER)\*:** Regular Plan: 1.00% | Direct Plan: 0.22%

**Portfolio Turnover Ratio (Times):** 0.60

# - Above TER includes additional expenses but excludes GST. For TER inclusive of GST please refer to page no. 31  
Expense structure for Direct & Regular Plan may vary.



## Net Asset Value (NAV)

as on May 30, 2025

Scheme	NAV (in ₹)
Direct Plan - Growth Option	17.0944
Regular Plan - Growth Option	16.7058



## Fund Size (as on May 31, 2025)

**AUM:** ₹ 61.91 Crs | **Monthly Average AUM:** ₹ 60.82 Crs



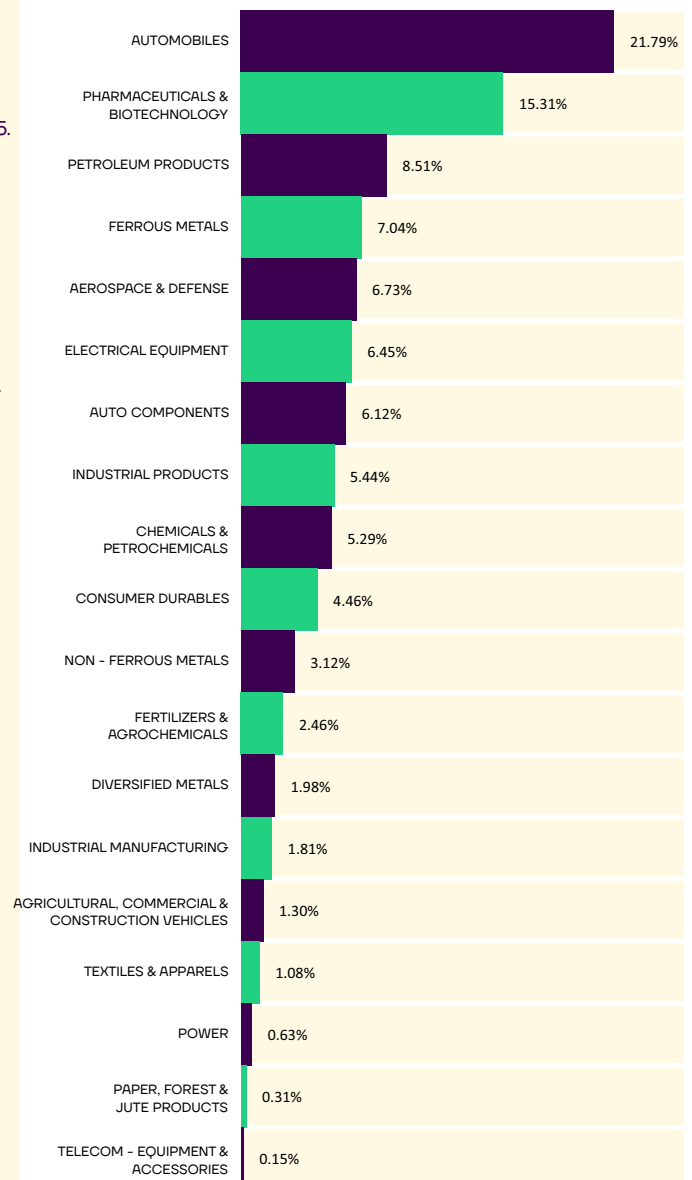
## Tracking Error

(Annualised as on May 31, 2025)

Tracking Error	Tracking Difference
0.33%	-0.57%

## Industry Allocation Equity (%)

Equity | 0 | 5 | 10 | 15 | 20 | 25 | 99.98%



## Portfolio Holdings as on May 30, 2025

Portfolio Holdings	Sector	% of Net Assets	Portfolio Holdings	Sector	% of Net Assets
<b>EQUITY SHARES</b>		<b>99.98%</b>	AUROBINDO PHARMA LIMITED	PHARMACEUTICALS & BIOTECHNOLOGY	0.86%
* RELIANCE INDUSTRIES LIMITED	PETROLEUM PRODUCTS	5.16%	SIEMENS LIMITED	ELECTRICAL EQUIPMENT	0.84%
* MAHINDRA & MAHINDRA LIMITED	AUTOMOBILES	5.08%	PI INDUSTRIES LIMITED	FERTILIZERS & AGROCHEMICALS	0.83%
* SUN PHARMACEUTICAL INDUSTRIES LIMITED	PHARMACEUTICALS & BIOTECHNOLOGY	4.44%	PAGE INDUSTRIES LIMITED	TEXTILES & APPARELS	0.78%
* MARUTI SUZUKI INDIA LIMITED	AUTOMOBILES	4.33%	SUPREME INDUSTRIES LIMITED	INDUSTRIAL PRODUCTS	0.78%
* TATA MOTORS LIMITED	AUTOMOBILES	4.02%	VOLTAS LIMITED	CONSUMER DURABLES	0.77%
* BHARAT ELECTRONICS LIMITED	AEROSPACE & DEFENSE	3.99%	MRF LIMITED	AUTO COMPONENTS	0.76%
* TATA STEEL LIMITED	FERROUS METALS	3.56%	ALKEM LABORATORIES LIMITED	PHARMACEUTICALS & BIOTECHNOLOGY	0.73%
* HINDUSTAN AERONAUTICS LTD	AEROSPACE & DEFENSE	2.74%	BOSCH LIMITED	AUTO COMPONENTS	0.73%
* BAJAJ AUTO LIMITED	AUTOMOBILES	2.55%	COROMANDEL INTERNATIONAL LIMITED	FERTILIZERS & AGROCHEMICALS	0.72%
* JSW STEEL LIMITED	FERROUS METALS	2.52%	SONA BLW PRECISION FORGINGS LIMITED	AUTO COMPONENTS	0.65%
SUZLON ENERGY LIMITED	ELECTRICAL EQUIPMENT	2.46%	KEI INDUSTRIES LIMITED	INDUSTRIAL PRODUCTS	0.64%
HINDALCO INDUSTRIES LIMITED	NON - FERROUS METALS	2.45%	SIEMENS ENERGY INDIA LIMITED	POWER	0.63%
DIVI'S LABORATORIES LIMITED	PHARMACEUTICALS & BIOTECHNOLOGY	2.28%	MAZAGON DOCK SHIPBUILDERS LIMITED	INDUSTRIAL MANUFACTURING	0.62%
CIPLA LIMITED	PHARMACEUTICALS & BIOTECHNOLOGY	2.21%	ZYDUS LIFESCIENCES LIMITED	PHARMACEUTICALS & BIOTECHNOLOGY	0.62%
DR. REDDY'S LABORATORIES LIMITED	PHARMACEUTICALS & BIOTECHNOLOGY	2.04%	CROMPTON GREAVES CONSUMER ELECTRICAL LTD	CONSUMER DURABLES	0.61%
VEDANTA LIMITED	DIVERSIFIED METALS	1.98%	HYUNDAI MOTOR INDIA LIMITED	AUTOMOBILES	0.60%
EICHER MOTORS LIMITED	AUTOMOBILES	1.96%	ASTRAL LIMITED	INDUSTRIAL PRODUCTS	0.53%
TVS MOTOR COMPANY LIMITED	AUTOMOBILES	1.75%	BALKRISHNA INDUSTRIES LIMITED	AUTO COMPONENTS	0.53%
BHARAT PETROLEUM CORPORATION LIMITED	PETROLEUM PRODUCTS	1.65%	BLUE STAR LTD	CONSUMER DURABLES	0.53%
DIXON TECHNOLOGIES (INDIA) LIMITED	CONSUMER DURABLES	1.52%	COCHIN SHIPYARD LIMITED	INDUSTRIAL MANUFACTURING	0.48%
HERO MOTOCORP LIMITED	AUTOMOBILES	1.50%	EXIDE INDUSTRIES LIMITED	AUTO COMPONENTS	0.47%
INDIAN OIL CORPORATION LIMITED	PETROLEUM PRODUCTS	1.42%	KAYNES TECHNOLOGY INDIA PRIVATE LTD	INDUSTRIAL MANUFACTURING	0.47%
CUMMINS INDIA LIMITED	INDUSTRIAL PRODUCTS	1.28%	HINDUSTAN ZINC LIMITED	NON - FERROUS METALS	0.45%
PIDILITE INDUSTRIES LIMITED	CHEMICALS & PETROCHEMICALS	1.28%	LINDE INDIA LIMITED	CHEMICALS & PETROCHEMICALS	0.42%
CG POWER AND INDUSTRIAL SOLUTIONS LTD	ELECTRICAL EQUIPMENT	1.27%	AIA ENGINEERING LIMITED	INDUSTRIAL PRODUCTS	0.39%
LUPIN LIMITED	PHARMACEUTICALS & BIOTECHNOLOGY	1.27%	GUJARAT FLUORO CHEMICALS LIMITED	CHEMICALS & PETROCHEMICALS	0.39%
SAMVARDHANA MOTHERSON INTERNATIONAL LTD	AUTO COMPONENTS	1.21%	DEEPAK NITRITE LTD	CHEMICALS & PETROCHEMICALS	0.37%
SRF LIMITED	CHEMICALS & PETROCHEMICALS	1.11%	TATA CHEMICALS LIMITED	CHEMICALS & PETROCHEMICALS	0.37%
SOLAR INDUSTRIES INDIA LIMITED	CHEMICALS & PETROCHEMICALS	1.05%	ESCORTS KUBOTA LIMITED	AGRICULTURAL, COMMERCIAL &	
HAVELLS INDIA LIMITED	CONSUMER DURABLES	1.03%		CONSTRUCTION VEHICLES	0.32%
ASHOK LEYLAND LIMITED	AGRICULTURAL, COMMERCIAL &		ADITYA BIRLA REAL ESTATE LIMITED	PAPER, FOREST & JUTE PRODUCTS	0.31%
	CONSTRUCTION VEHICLES	0.98%	HIMADRI SPECIALITY CHEMICAL LIMITED	CHEMICALS & PETROCHEMICALS	0.30%
BHARAT HEAVY ELECTRICALS LIMITED	ELECTRICAL EQUIPMENT	0.97%	K.P.R. MILL LTD	TEXTILES & APPARELS	0.30%
JINDAL STEEL & POWER LIMITED	FERROUS METALS	0.96%	CASTROL INDIA LIMITED	PETROLEUM PRODUCTS	0.28%
APL APOLLO TUBES LIMITED	INDUSTRIAL PRODUCTS	0.95%	HONEYWELL AUTOMATION INDIA LIMITED	INDUSTRIAL MANUFACTURING	0.24%
ABB INDIA LIMITED	ELECTRICAL EQUIPMENT	0.91%	HINDUSTAN COPPER LIMITED	NON - FERROUS METALS	0.22%
UPL LIMITED	FERTILIZERS & AGROCHEMICALS	0.91%	TEJAS NETWORKS LIMITED	TELECOM - EQUIPMENT & ACCESSORIES	0.15%
BHARAT FORGE LIMITED	AUTO COMPONENTS	0.89%	<b>TREPS (including TBILL held as Collateral)/</b>		
TORRENT PHARMACEUTICALS LIMITED	PHARMACEUTICALS & BIOTECHNOLOGY	0.89%	<b>Reverse Repo/Net Current Assets/Cash/Cash Equivalent</b>		<b>0.02%</b>
TUBE INVESTMENTS OF INDIA LTD	AUTO COMPONENTS	0.88%	<b>Total</b>		<b>100.00%</b>
POLYCAB INDIA LIMITED	INDUSTRIAL PRODUCTS	0.87%	<b>*Top 10 Holdings</b>		

## Performance as on May 30, 2025

Period	Navi Nifty India Manufacturing Index Fund - Regular Growth	Nifty India Manufacturing TRI <sup>1</sup> @	Navi Nifty India Manufacturing Index Fund - Direct Growth	Nifty India Manufacturing TRI <sup>1</sup> @
1 Year CAGR %	2.57%	4.08%	3.37%	4.08%
Since Inception CAGR %	20.49%	22.36%	21.50%	22.36%
Current Value of investment if ₹ 10000/- was invested on Inception date (in ₹)	16706	17432	17095	17432
Current Value of Investment if 10000/- was invested 1 year ago	10256	10407	10336	10407

\*In case, the start date or the end date of the concerned period is a non-business day, the NAV of the previous business day is considered for computation of returns. Past performance may or may not be sustained in future. The Direct Plan has a lower expense ratio as compared to the Regular/ Other than Direct Plan to the extent of distribution expenses, commission, etc. and no commission or distribution expenses for distribution of Units or distribution expenses are paid / charged under the Direct Plan. Standard TRIs prescribed are as per the applicable circular by SEBI.  
@- TRI.

## SIP Returns as on May 30, 2025

SIP Tenure (in Years)	1 Year	Since Inception
Investment Amount	10,000	10,000
Total No. of Installments	12	32
Total Amount Invested (in ₹)	120000	320000
Present Value (in ₹)	120871	433814
Nifty India Manufacturing TRI	121632	442769
Total No. Units	7235	25967
Yield (%)	1.37	20.47

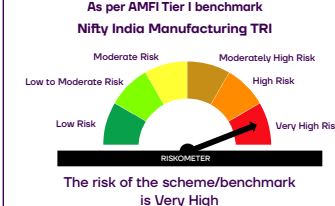
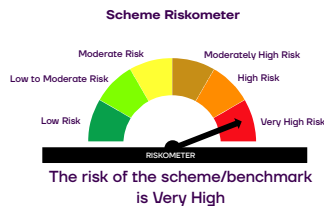
### SIP date every 1st business day of the month

SIP Returns are for regular plan. Past performance may or may not sustained in the future. Assuming ₹10,000 invested systematically on the first Business Day of every month over a period of time. Load is not taken into consideration for computation of performance. The above investment simulation is for illustrative purpose only and should not be construed as a promise on minimum returns and safeguard of capital. The AMC/Mutual Fund is not guaranteeing or promising or forecasting any returns. SIP does not assure a profit or guarantee protection against a loss in a declining market.

## This Product Is Suitable For Investors Who Are Seeking<sup>^</sup>

- Capital appreciation over the long term
- Equity and Equity related securities covered by Nifty India Manufacturing Index
- Return that corresponds to the performance of Nifty India Manufacturing Index, subject to tracking error

<sup>^</sup> Investors should consult their financial advisers if in doubt about whether the product is suitable for them.



# Navi ELSS Tax Saver Nifty 50 Index Fund

An open-ended passive equity-linked saving scheme with a statutory lock-in of 3 years and tax benefit replicating/tracking the Nifty 50 index



## Investment Objective

The investment objective of the Scheme is to invest in companies whose securities are included in Nifty 50 Index (the Index) and to endeavour to achieve the returns of the index, though subject to tracking error. Investment in this scheme would be subject to statutory lock-in period of 3 years from the date of allotment to be eligible for income tax benefit under section 80 C. There is no assurance that the investment objective of the Scheme will be realized.



## Fund Manager

**Mr. Ashutosh Shirwaikar** is the Fund Manager from February 14, 2025. Mr. Ashutosh Shirwaikar manages 15 schemes.



## Scheme Details

**Inception Date (Date of Allotment):** 20th March, 2023  
**Index:** Nifty 50 TRI

**Minimum Application Amount:** ₹ 500/- and in multiples of ₹ 500/- thereafter

**Load Structure:** Exit Load : NIL

**Asset Allocation Pattern:** Equity & equity related securities covered by Nifty 50 Index: 95% to 100%  
Debt & Money Market Instruments: 0% to 5%

**Total Expense Ratio (TER)\*:** Regular Plan: 1.00% | Direct Plan: 0.10%  
# - Above TER includes additional expenses but excludes GST. For TER inclusive of GST please refer to page no. 31

**Portfolio Turnover Ratio (Times):** 0.07  
Expense structure for Direct & Regular Plan may vary.



## Net Asset Value (NAV)

as on May 30, 2025

Scheme	NAV (in ₹)
Direct Plan - Dividend Option	14.8620
Direct Plan - Growth Option	14.8551
Regular Plan - Dividend Option	14.5838
Regular Plan - Growth Option	14.5263



## Fund Size (as on May 31, 2025)

**AUM:** ₹ 95.12 Crs | **Monthly Average AUM:** ₹ 93.90 Crs

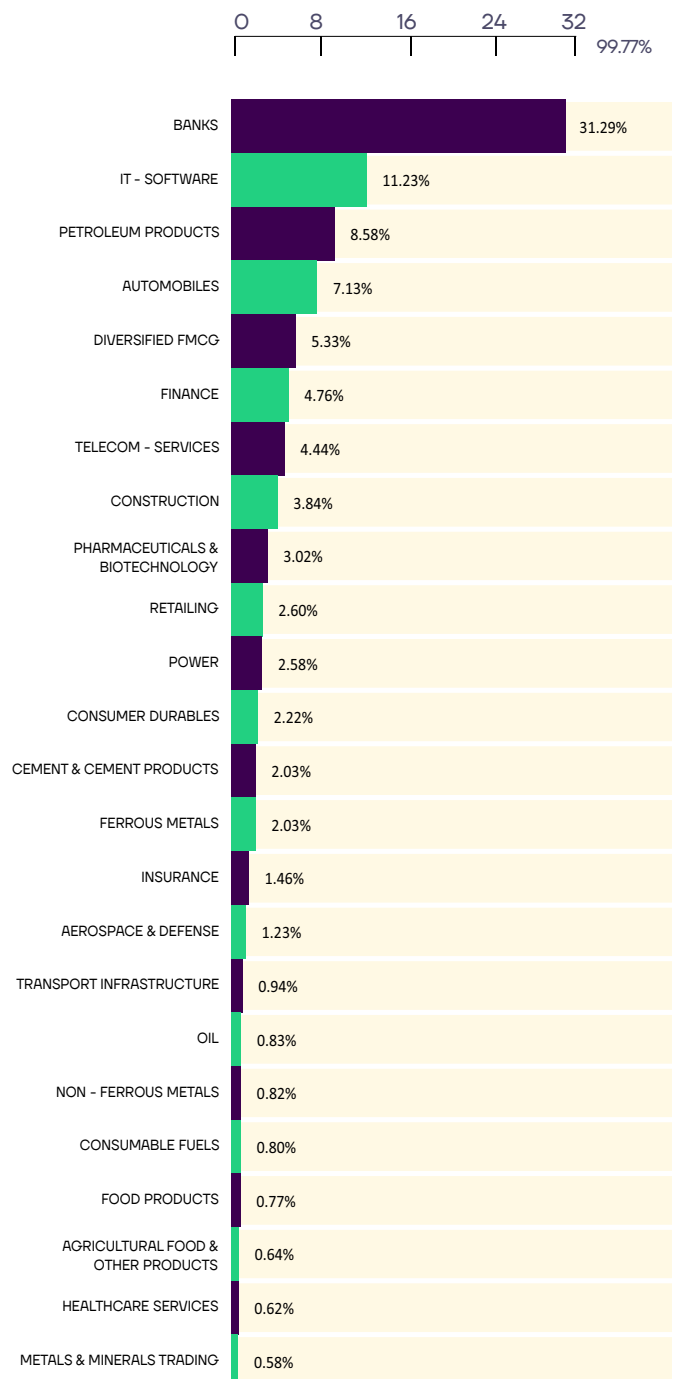


## Tracking Error

(Annualised as on May 31, 2025)

Tracking Error	Tracking Difference
0.03%	-0.57%

## Industry Allocation Equity (%)



## Portfolio Holdings as on May 30, 2025

Portfolio Holdings	Sector	% of Net Assets	Portfolio Holdings	Sector	% of Net Assets
<b>EQUITY SHARES</b>		<b>99.77%</b>	ASIAN PAINTS LIMITED	CONSUMER DURABLES	0.91%
* HDFC BANK LIMITED	BANKS	13.18%	TECH MAHINDRA LIMITED	IT - SOFTWARE	0.89%
* ICICI BANK LIMITED	BANKS	9.09%	GRASIM INDUSTRIES LIMITED	CEMENT & CEMENT PRODUCTS	0.87%
* RELIANCE INDUSTRIES LIMITED	PETROLEUM PRODUCTS	8.58%	BAJAJ AUTO LIMITED	AUTOMOBILES	0.85%
* INFOSYS LIMITED	IT - SOFTWARE	5.01%	JIO FINANCIAL SERVICES LIMITED	FINANCE	0.84%
* BHARTI AIRTEL LIMITED	TELECOM - SERVICES	4.44%	JSW STEEL LIMITED	FERROUS METALS	0.84%
* LARSEN & TOUBRO LIMITED	CONSTRUCTION	3.84%	OIL & NATURAL GAS CORPORATION LIMITED	OIL	0.83%
* ITC LIMITED	DIVERSIFIED FMCG	3.47%	HINDALCO INDUSTRIES LIMITED	NON - FERROUS METALS	0.82%
* TATA CONSULTANCY SERVICES LIMITED	IT - SOFTWARE	3.15%	COAL INDIA LIMITED	CONSUMABLE FUELS	0.80%
* AXIS BANK LIMITED	BANKS	3.04%	SHRIRAM FINANCE LIMITED	FINANCE	0.80%
* STATE BANK OF INDIA	BANKS	2.78%	NESTLE INDIA LIMITED	FOOD PRODUCTS	0.77%
KOTAK MAHINDRA BANK LIMITED	BANKS	2.72%	HDFC LIFE INSURANCE COMPANY LIMITED	INSURANCE	0.74%
MAHINDRA & MAHINDRA LIMITED	AUTOMOBILES	2.35%	CIPLA LIMITED	PHARMACEUTICALS & BIOTECHNOLOGY	0.73%
BAJAJ FINANCE LIMITED	FINANCE	2.14%	SBI LIFE INSURANCE COMPANY LIMITED	INSURANCE	0.72%
HINDUSTAN UNILEVER LIMITED	DIVERSIFIED FMCG	1.86%	DR. REDDY'S LABORATORIES LIMITED	PHARMACEUTICALS & BIOTECHNOLOGY	0.68%
SUN PHARMACEUTICAL INDUSTRIES LIMITED	PHARMACEUTICALS & BIOTECHNOLOGY	1.61%	EICHER MOTORS LIMITED	AUTOMOBILES	0.65%
HCL TECHNOLOGIES LIMITED	IT - SOFTWARE	1.55%	TATA CONSUMER PRODUCTS LIMITED	AGRICULTURAL FOOD & OTHER PRODUCTS	0.64%
ETERNAL LIMITED	RETAILING	1.48%	WIPRO LIMITED	IT - SOFTWARE	0.63%
MARUTI SUZUKI INDIA LIMITED	AUTOMOBILES	1.44%	APOLLO HOSPITALS ENTERPRISE LIMITED	HEALTHCARE SERVICES	0.62%
NTPC LIMITED	POWER	1.41%	ADANI ENTERPRISES LIMITED	METALS & MINERALS TRADING	0.58%
TATA MOTORS LIMITED	AUTOMOBILES	1.34%	HERO MOTOCORP LIMITED	AUTOMOBILES	0.50%
TITAN COMPANY LIMITED	CONSUMER DURABLES	1.31%	INDUSIND BANK LIMITED	BANKS	0.48%
BHARAT ELECTRONICS LIMITED	AEROSPACE & DEFENSE	1.23%	<b>TREPS (including TBILL held as Collateral)/</b>		
TATA STEEL LIMITED	FERROUS METALS	1.19%	<b>Reverse Repo/Net Current Assets/Cash/Cash Equivalent</b>		<b>0.23%</b>
POWER GRID CORPORATION OF INDIA LIMITED	POWER	1.17%	<b>Total</b>		<b>100.00%</b>
ULTRATECH CEMENT LIMITED	CEMENT & CEMENT PRODUCTS	1.16%	<b>*Top 10 Holdings</b>		
TRENT LIMITED	RETAILING	1.12%			
BAJAJ FINSERV LIMITED	FINANCE	0.98%			
ADANI PORT & SPECIAL ECONOMIC ZONE LTD	TRANSPORT INFRASTRUCTURE	0.94%			

## Performance as on May 30, 2025

Period	Navi ELSS Tax Saver Nifty 50 Index Fund - Regular Growth	Nifty 50 TRI <sup>1</sup> @	Navi ELSS Tax Saver Nifty 50 Index Fund - Direct Growth	Nifty 50 TRI <sup>1</sup> @
1 Year CAGR %	9.84%	11.11%	10.82%	11.11%
Since Inception CAGR %	18.55%	19.74%	19.76%	19.74%
Current Value of investment if ₹ 10000/- was invested on Inception date (in ₹)	14527	14849	14855	14849
Current Value of Investment if 10000/- was invested 1 year ago	10981	11108	11079	11108

\*In case, the start date or the end date of the concerned period is a non-business day, the NAV of the previous business day is considered for computation of returns. Past performance may or may not be sustained in future. The Direct Plan has a lower expense ratio as compared to the Regular/ Other than Direct Plan to the extent of distribution expenses, commission, etc. and no commission or distribution expenses for distribution of Units or distribution expenses are paid / charged under the Direct Plan. Standard TRIs prescribed are as per the applicable circular by SEBI.  
@- TRI.

## SIP Returns as on May 30, 2025

SIP Tenure (in Years)	1 Year	Since Inception
Investment Amount	10,000	10,000
Total No. of Installments	12	25
Total Amount Invested (in ₹)	120000	250000
Present Value (in ₹)	123692	296340
Nifty 50 TRI	124418	300821
Total No. Units	8515	20400
Yield (%)	5.83	12.16

### SIP date every 1st business day of the month

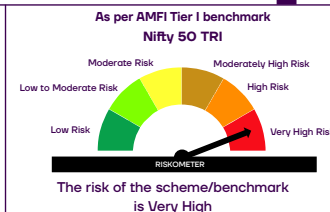
SIP Returns are for regular plan. Past performance may or may not be sustained in the future. Assuming ₹10,000 invested systematically on the first Business Day of every month over a period of time. Load is not taken into consideration for computation of performance. The above investment simulation is for illustrative purpose only and should not be construed as a promise on minimum returns and safeguard of capital. The AMC/Mutual Fund is not guaranteeing or promising or forecasting any returns. SIP does not assure a profit or guarantee protection against a loss in a declining market.

## This Product Is Suitable For Investors Who Are Seeking<sup>^</sup>

- Capital appreciation over the long term

- Investment in stocks comprising the Nifty 50 Index in the same proportion as in the index to achieve returns equivalent to the Total Returns Index of Nifty 50 Index, subject to tracking error while offering deduction under Section 80C of IT Act, 1961

<sup>^</sup> Investors should consult their financial advisers if in doubt about whether the product is suitable for them.



# Navi BSE Sensex Index Fund

(Earlier known as Navi S&P BSE Sensex Index Fund)  
 An open-ended scheme replicating/ tracking BSE SENSEX Index



## Investment Objective

The investment objective of the Scheme is to generate returns that are commensurate with the performance of the BSE SENSEX Index, subject to tracking errors. There is no assurance that the investment objective of the Scheme will be achieved.



## Fund Manager

**Mr. Ashutosh Shirwaikar** is the Fund Manager from February 14, 2025. Mr. Ashutosh Shirwaikar manages 15 schemes.



## Scheme Details

**Inception Date (Date of Allotment):** 04th September, 2023  
**Index:** BSE SENSEX TRI

**Minimum Application Amount:** ₹100/- and in multiples of ₹1/- thereafter  
**Load Structure:** Exit Load : NIL

**Asset Allocation Pattern:** Equity and Equity related securities of companies constituting the underlying index i.e. BSE Sensex Index:- 95% to 100%

Debt and Money Market instruments: 0% to 5%

**Total Expense Ratio (TER)\*:** Regular Plan: 0.90% | Direct Plan: 0.14%  
 # - Above TER includes additional expenses but excludes GST. For TER inclusive of GST please refer to page no. 32

**Portfolio Turnover Ratio (Times):** 0.25  
 Expense structure for Direct & Regular Plan may vary.



## Net Asset Value (NAV)

as on May 30, 2025

Scheme	NAV (in ₹)
Direct Plan - Growth Option	12.5482
Regular Plan - Growth Option	12.3831



## Fund Size

(as on May 31, 2025)

**AUM:** ₹ 18.30 Crs | **Monthly Average AUM:** ₹ 18.03 Crs

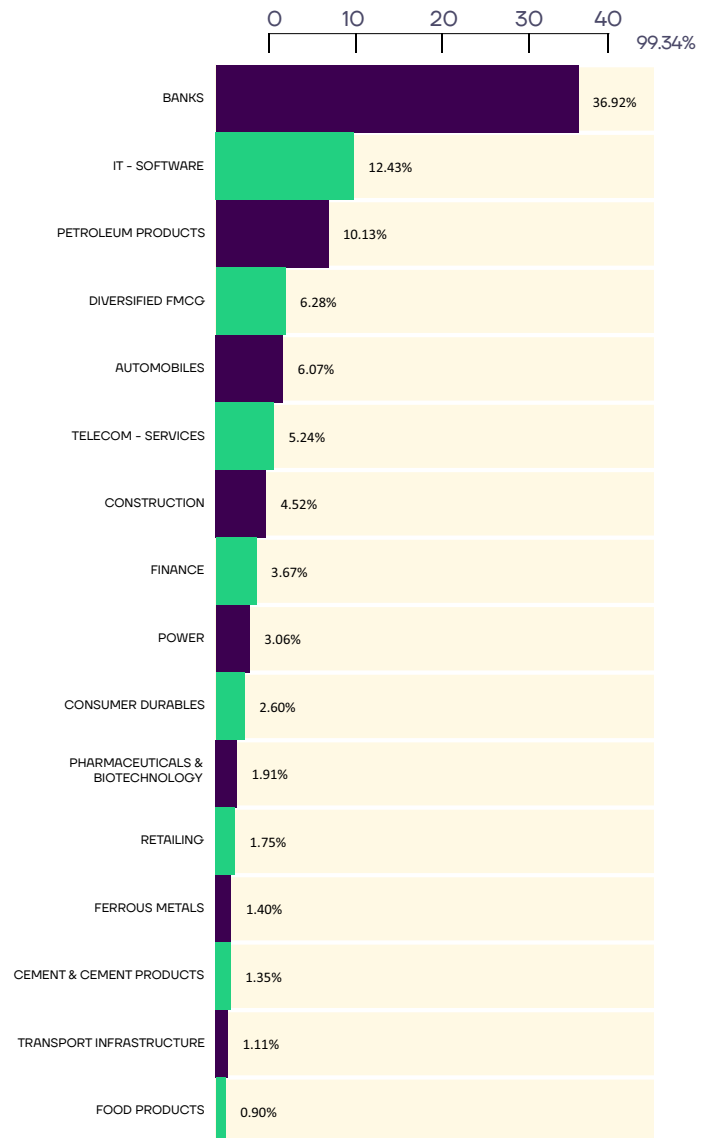


## Tracking Error

(Annualised as on May 31, 2025)

Tracking Error	Tracking Difference
0.12%	-0.33%

## Industry Allocation Equity (%)



## Portfolio Holdings as on May 30, 2025

Portfolio Holdings	Sector	% of Net Assets	Portfolio Holdings	Sector	% of Net Assets
<b>EQUITY SHARES</b>			<b>99.34%</b>		
* HDFC BANK LIMITED	BANKS	15.48%	MARUTI SUZUKI INDIA LIMITED	AUTOMOBILES	1.72%
* ICICI BANK LIMITED	BANKS	10.82%	NTPC LIMITED	POWER	1.67%
* RELIANCE INDUSTRIES LIMITED	PETROLEUM PRODUCTS	10.13%	TATA MOTORS LIMITED	AUTOMOBILES	1.59%
* INFOSYS LIMITED	IT - SOFTWARE	5.87%	TITAN COMPANY LIMITED	CONSUMER DURABLES	1.53%
* BHARTI AIRTEL LIMITED	TELECOM - SERVICES	5.24%	TATA STEEL LIMITED	FERROUS METALS	1.40%
* LARSEN & TOUBRO LIMITED	CONSTRUCTION	4.52%	POWER GRID CORPORATION OF INDIA LIMITED	POWER	1.39%
* ITC LIMITED	DIVERSIFIED FMCG	4.07%	ULTRATECH CEMENT LIMITED	CEMENT & CEMENT PRODUCTS	1.35%
* TATA CONSULTANCY SERVICES LIMITED	IT - SOFTWARE	3.69%	BAJAJ FINSERV LIMITED	FINANCE	1.15%
* AXIS BANK LIMITED	BANKS	3.57%	ADANI PORT & SPECIAL ECONOMIC ZONE LTD	TRANSPORT INFRASTRUCTURE	1.11%
* STATE BANK OF INDIA	BANKS	3.28%	ASIAN PAINTS LIMITED	CONSUMER DURABLES	1.07%
KOTAK MAHINDRA BANK LIMITED	BANKS	3.21%	TECH MAHINDRA LIMITED	IT - SOFTWARE	1.05%
MAHINDRA & MAHINDRA LIMITED	AUTOMOBILES	2.76%	NESTLE INDIA LIMITED	FOOD PRODUCTS	0.90%
BAJAJ FINANCE LIMITED	FINANCE	2.52%	INDUSIND BANK LIMITED	BANKS	0.56%
HINDUSTAN UNILEVER LIMITED	DIVERSIFIED FMCG	2.21%	<b>TREPS (including TBILL held as Collateral)/</b>		
SUN PHARMACEUTICAL INDUSTRIES LIMITED	PHARMACEUTICALS & BIOTECHNOLOGY	1.91%	<b>Reverse Repo/Net Current Assets/Cash/Cash Equivalent</b>		
HCL TECHNOLOGIES LIMITED	IT - SOFTWARE	1.82%	<b>0.66%</b>		
ETERNAL LIMITED	RETAILING	1.75%	<b>Total</b>		
			<b>100.00%</b>		

\*Top 10 Holdings

## Performance as on May 30, 2025

Period	Navi Navi BSE Sensex Index Fund - Regular Growth	BSE SENSEX (TRI)*@	Navi BSE Sensex Index Fund- Direct Growth	BSE SENSEX (TRI)*@
1 Year CAGR %	10.32%	11.36%	11.16%	11.36%
Since Inception CAGR %	13.12%	14.30%	13.98%	14.30%
Current Value of investment if ₹ 10000/- was invested on Inception date (in ₹)	12383	12609	12548	12609
Current Value of Investment if 10000/- was invested 1 year ago	11029	11133	11113	11133

\*In case, the start date or the end date of the concerned period is a non-business day, the NAV of the previous business day is considered for computation of returns. Past performance may or may not be sustained in future. The Direct Plan has a lower expense ratio as compared to the Regular/ Other than Direct Plan to the extent of distribution expenses, commission, etc. and no commission or distribution expenses for distribution of Units or distribution expenses are paid / charged under the Direct Plan. Standard TRIs prescribed are as per the applicable circular by SEBI. The performance of the Scheme is benchmarked to the Total Return variant of the Index TRI. @- Benchmark @@-Additional Benchmark.

## SIP Returns as on May 30, 2025

SIP Tenure (in Years)	1 Year	Since Inception
Investment Amount	10,000	10,000
Total No. of Installments	12	19
Total Amount Invested (in ₹)	120000	190000
Present Value (in ₹)	123802	216904
BSE Sensex TRI	124410	218820
Total No. Units	9997	17516
Yield (%)	6.00	9.68

SIP date every 1st business day of the month

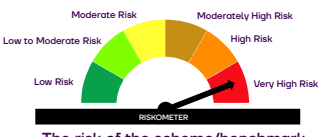
SIP Returns are for regular plan. Past performance may or may not be sustained in the future. Assuming ₹10,000 invested systematically on the first Business Day of every month over a period of time. Load is not taken into consideration for computation of performance. The above investment simulation is for illustrative purpose only and should not be construed as a promise on minimum returns and safeguard of capital. The AMC/Mutual Fund is not guaranteeing or promising or forecasting any returns. SIP does not assure a profit or guarantee protection against a loss in a declining market.

## This Product Is Suitable For Investors Who Are Seeking<sup>^</sup>

- Long term wealth creation solution
- An index fund that seeks to track returns by investing in a basket of BSE SENSEX Index stocks and aims to achieve returns of the stated index, subject to tracking error.

<sup>^</sup> Investors should consult their financial advisers if in doubt about whether the product is suitable for them.


**Scheme Riskometer**



The risk of the scheme/benchmark is Very High

**As per AMFI Tier I benchmark**

**BSE SENSEX TRI**



The risk of the scheme/benchmark is Very High

# Navi Nifty IT Index Fund

An open-ended Index Scheme replicating / tracking Nifty IT Index



## Investment Objective

The investment objective of the scheme is to achieve return equivalent to Nifty IT Index by investing in stocks of companies comprising Nifty IT Index, subject to tracking error. There is no assurance that the investment objective of the Scheme will be achieved.



## Fund Manager

**Mr. Ashutosh Shirwaikar** is the Fund Manager from February 14, 2025. Mr. Ashutosh Shirwaikar manages 15 schemes.



## Scheme Details

**Inception Date (Date of Allotment):** 11th March, 2024

**Index:** Nifty IT TRI

**Minimum Application Amount:** ₹100/- and in multiples of ₹1/- thereafter

**Load Structure:** Exit Load : NIL

**Asset Allocation Pattern:** Equity & equity related securities covered by Nifty IT Index: 95% to 100%

Debt & Money Market Instruments: 0% to 5%

**Total Expense Ratio (TER)\*:** Regular Plan: 1.00% | Direct Plan: 0.22%

# - Above TER includes additional expenses but excludes GST. For TER inclusive of GST please refer to page no. 32

Expense structure for Direct & Regular Plan may vary.

**Portfolio Turnover Ratio (Times):** 0.53

Expense structure for Direct & Regular Plan may vary.



## Net Asset Value (NAV)

as on May 30, 2025

Scheme	NAV (in ₹)
Direct Plan - Growth Option	10.9074
Regular Plan - Growth Option	10.8074



## Fund Size (as on May 31, 2025)

**AUM:** ₹ 19.99 Crs | **Monthly Average AUM:** ₹ 19.17 Crs



## Tracking Error

(Annualised as on May 31, 2025)

Tracking Error	Tracking Difference
0.21%	-0.51

## Industry Allocation Equity (%)

Equity | 0 | 20 | 40 | 60 | 80 | 100 | 98.60%

IT - SOFTWARE

98.60%

## Portfolio Holdings as on May 30, 2025

Portfolio Holdings	Sector	% of Net Assets
<b>EQUITY SHARES</b>		
<b>98.60%</b>		
* INFOSYS LIMITED	IT - SOFTWARE	26.86%
* TATA CONSULTANCY SERVICES LIMITED	IT - SOFTWARE	21.90%
* HCL TECHNOLOGIES LIMITED	IT - SOFTWARE	10.75%
* TECH MAHINDRA LIMITED	IT - SOFTWARE	10.17%
* WIPRO LIMITED	IT - SOFTWARE	7.23%
* PERSISTENT SYSTEMS LTD	IT - SOFTWARE	6.12%
* COFORGE LIMITED	IT - SOFTWARE	5.80%
* LTIMINDTREE LTD	IT - SOFTWARE	4.77%
* MPHASIS LIMITED	IT - SOFTWARE	2.96%
* ORACLE FINANCIAL SERVICES SOFTWARE	IT - SOFTWARE	2.04%
<b>TREPS (including TBILL held as Collateral)/</b>		
<b>Reverse Repo/Net Current Assets/Cash/Cash Equivalent</b>		<b>1.40%</b>
<b>Total</b>		<b>100.00%</b>
<b>*Top 10 Holdings</b>		

## Performance as on May 30, 2025

Period	Navi Nifty IT Index Fund - Regular Growth	Nifty IT TRI* <sup>@</sup>	Navi Nifty IT Index Fund - Direct Growth	Nifty IT TRI* <sup>@</sup>
1 Year CAGR %	14.16%	17.53%	15.13%	17.53%
Since Inception CAGR %	6.85%	8.44%	7.69%	8.44%
Current Value of investment if ₹ 10000/- was invested on Inception date (in ₹)	10808	10997	10908	10997
Current Value of Investment if 10000/- was invested 1 year ago	11412	11748	11509	11748

\*In case, the start date or the end date of the concerned period is a non-business day, the NAV of the previous business day is considered for computation of returns. Past performance may or may not be sustained in future. The Direct Plan has a lower expense ratio as compared to the Regular/ Other than Direct Plan to the extent of distribution expenses, commission, etc. and no commission or distribution expenses for distribution of Units or distribution expenses are paid / charged under the Direct Plan. Standard TRIs prescribed are as per the applicable circular by SEBI. The performance of the Scheme is benchmarked to the Total Return variant of the Index TRI. @- Benchmark @@-Additional Benchmark.

## SIP Returns as on May 30, 2025

SIP Tenure (in Years)	1 Year	Since Inception
Investment Amount	10,000	10,000
Total No. of Installments	12	13
Total Amount Invested (in ₹)	120000	130000
Present Value (in ₹)	114910	137115
Nifty IT TRI	115556	138066
Total No. Units	10632	12687
Yield (%)	-7.86	-3.33

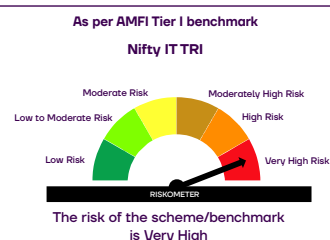
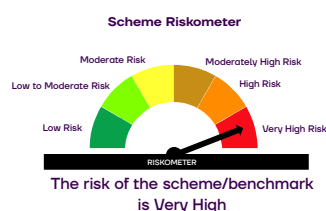
### SIP date every 1st business day of the month

SIP Returns are for regular plan. Past performance may or may not sustained in the future. Assuming ₹10,000 invested systematically on the first Business Day of every month over a period of time. Load is not taken into consideration for computation of performance. The above investment simulation is for illustrative purpose only and should not be construed as a promise on minimum returns and safeguard of capital. The AMC/Mutual Fund is not guaranteeing or promising or forecasting any returns. SIP does not assure a profit or gurrrantee protection against a loss in a declining market.

## This Product Is Suitable For Investors Who Are Seeking<sup>^</sup>

- Capital appreciation over the long term.
- Equity and equity related securities covered by Nifty IT Index
- Return that corresponds to the performance of Nifty IT index, subject to tracking error.

<sup>^</sup> Investors should consult their financial advisers if in doubt about whether the product is suitable for them.



# Navi Nifty 500 Multicap 50:25:25 Index Fund

An open ended scheme replicating/ tracking Nifty 500 Multicap 50:25:25 index



## Investment Objective

The investment objective of the scheme is to achieve return equivalent to Nifty 500 Multicap 50:25:25 Index by investing in stocks of companies comprising Nifty 500 Multicap 50:25:25 Index, subject to tracking error. There is no assurance that the investment objective of the Scheme will be achieved.



## Fund Manager

**Mr. Ashutosh Shirwaikar** is the Fund Manager from February 14, 2025. Mr. Ashutosh Shirwaikar manages 15 schemes.



## Scheme Details

**Inception Date (Date of Allotment):** 1st August 2024.  
**Index:** Nifty 500 Multicap 50:25:25 TRI

**Minimum Application Amount:** ₹100/- and in multiples of ₹1/- thereafter  
**Load Structure:** Exit Load : NIL  
**Asset Allocation Pattern:** Equity & equity related securities covered by Nifty 500 Multicap 50:25:25 Index Index: 95% to 100%  
Debt & Money Market Instruments: 0% to 5%

**Total Expense Ratio (TER)\*:** Regular Plan: 0.99% | Direct Plan: 0.25%  
# - Above TER includes additional expenses but excludes GST. For TER inclusive of GST please refer to page no. 32

Expense structure for Direct & Regular Plan may vary.

**Portfolio Turnover Ratio (Times):** 0.36

Expense structure for Direct & Regular Plan may vary.



## Net Asset Value (NAV)

as on May 30, 2025

Scheme	NAV (in ₹)
Direct Plan - Growth Option	9.7559
Regular Plan - Growth Option	9.6960



## Fund Size (as on May 31, 2025)

**AUM:** ₹ 28.38 Crs | **Monthly Average AUM:** ₹ 27.00 Crs

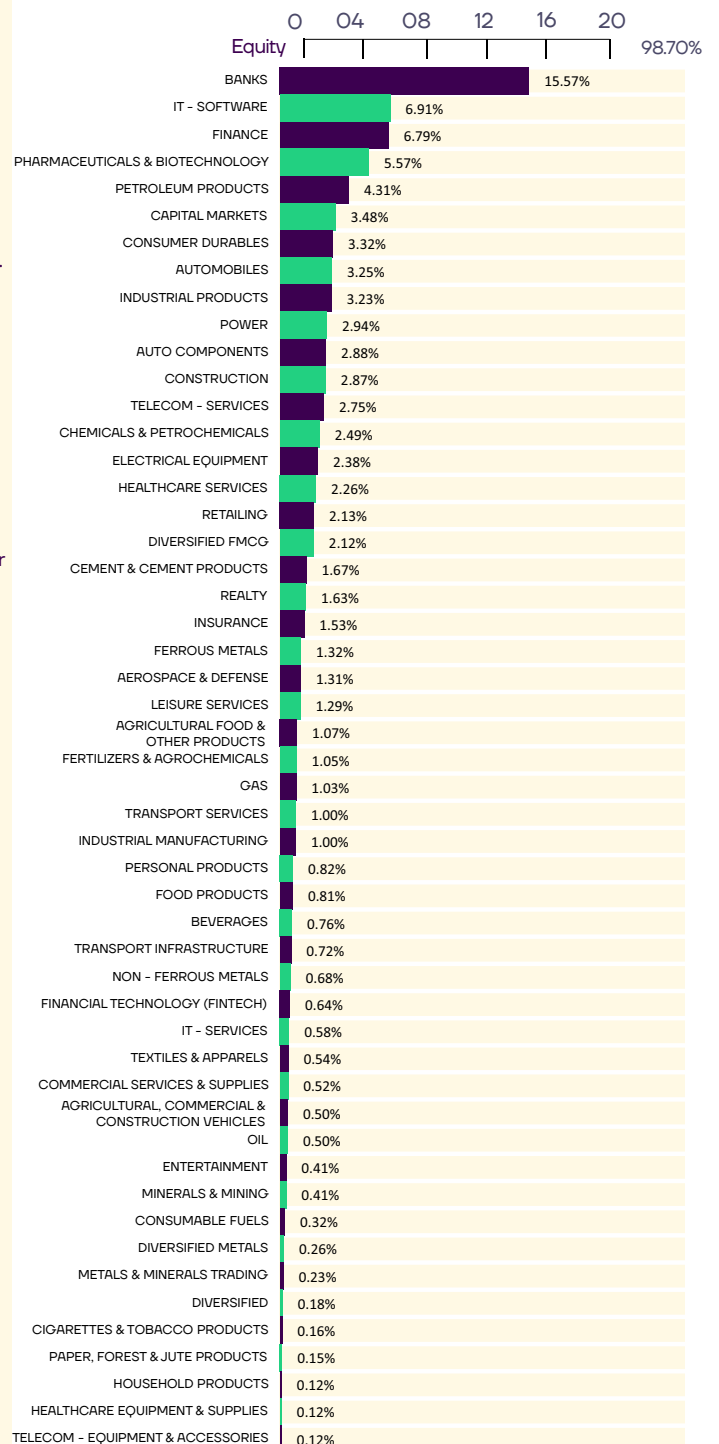


## Tracking Error

(Annualised as on May 30, 2025)

Tracking Error	Tracking Difference
0.28%	-0.74%

## Industry Allocation Equity (%)



## Portfolio Holdings as on May 30, 2025

Portfolio Holdings	Sector	% of Net Assets	Portfolio Holdings	Sector	% of Net Assets
<b>EQUITY SHARES</b>		<b>98.70%</b>	HINDUSTAN PETROLEUM CORPORATION LIMITED	PETROLEUM PRODUCTS	0.29%
* HDFC BANK LIMITED	BANKS	5.25%	SBI LIFE INSURANCE COMPANY LIMITED	INSURANCE	0.29%
* ICICI BANK LIMITED	BANKS	3.62%	YES BANK LTD	BANKS	0.29%
* RELIANCE INDUSTRIES LIMITED	PETROLEUM PRODUCTS	3.41%	AU SMALL FINANCE BANK LIMITED	BANKS	0.28%
* INFOSYS LIMITED	IT - SOFTWARE	1.99%	MAX FINANCIAL SERVICES LIMITED	INSURANCE	0.28%
* BHARTI AIRTEL LIMITED	TELECOM - SERVICES	1.77%	SOLAR INDUSTRIES INDIA LIMITED	CHEMICALS & PETROCHEMICALS	0.28%
* LARSEN & TOUBRO LIMITED	CONSTRUCTION	1.53%	DR. REDDY'S LABORATORIES LIMITED	PHARMACEUTICALS & BIOTECHNOLOGY	0.27%
* ITC LIMITED	DIVERSIFIED FMCG	1.38%	FORTIS HEALTHCARE LIMITED	HEALTHCARE SERVICES	0.27%
* TATA CONSULTANCY SERVICES LIMITED	IT - SOFTWARE	1.25%	MARICO LIMITED	AGRICULTURAL FOOD & OTHER PRODUCTS	0.27%
* AXIS BANK LIMITED	BANKS	1.21%	RADICO KHAITAN LIMITED	BEVERAGES	0.27%
* STATE BANK OF INDIA	BANKS	1.11%	EICHER MOTORS LIMITED	AUTOMOBILES	0.26%
KOTAK MAHINDRA BANK LIMITED	BANKS	1.08%	SUNDARAM FINANCE LIMITED	FINANCE	0.26%
MAHINDRA & MAHINDRA LIMITED	AUTOMOBILES	0.94%	TATA CONSUMER PRODUCTS LIMITED	AGRICULTURAL FOOD & OTHER PRODUCTS	0.26%
BAJAJ FINANCE LIMITED	FINANCE	0.85%	VEDANTA LIMITED	DIVERSIFIED METALS	0.26%
BSE LTD	CAPITAL MARKETS	0.79%	APOLLO HOSPITALS ENTERPRISE LIMITED	HEALTHCARE SERVICES	0.25%
HINDUSTAN UNILEVER LIMITED	DIVERSIFIED FMCG	0.74%	CHOLAMANDALAM FINANCIAL		
SUN PHARMACEUTICAL INDUSTRIES LIMITED	PHARMACEUTICALS & BIOTECHNOLOGY	0.64%	HOLDINGS LIMITED	FINANCE	0.25%
SUZLON ENERGY LIMITED	ELECTRICAL EQUIPMENT	0.61%	COMPUTER AGE MANAGEMENT		
MAX HEALTHCARE INSTITUTE LIMITED	HEALTHCARE SERVICES	0.60%	SERVICES LIMITED	CAPITAL MARKETS	0.25%
ETERNAL LIMITED	RETAILING	0.59%	DELHIVERY LIMITED	TRANSPORT SERVICES	0.25%
MARUTI SUZUKI INDIA LIMITED	AUTOMOBILES	0.57%	WIPRO LIMITED	IT - SOFTWARE	0.25%
HCL TECHNOLOGIES LIMITED	IT - SOFTWARE	0.56%	ANGEL ONE LIMITED	CAPITAL MARKETS	0.24%
NTPC LIMITED	POWER	0.56%	APL APOLLO TUBES LIMITED	INDUSTRIAL PRODUCTS	0.24%
TATA MOTORS LIMITED	AUTOMOBILES	0.53%	ASHOK LEYLAND LIMITED	AGRICULTURAL, COMMERCIAL &	
TITAN COMPANY LIMITED	CONSUMER DURABLES	0.52%		CONSTRUCTION VEHICLES	0.24%
BHARAT ELECTRONICS LIMITED	AEROSPACE & DEFENSE	0.49%	BHARAT FORGE LIMITED	AUTO COMPONENTS	0.24%
POWER GRID CORPORATION OF INDIA LIMITED	POWER	0.47%	BHARAT HEAVY ELECTRICALS LIMITED	ELECTRICAL EQUIPMENT	0.24%
TATA STEEL LIMITED	FERROUS METALS	0.47%	CHOLAMANDALAM INVEST & FINANCE CO LTD	FINANCE	0.24%
ULTRATECH CEMENT LIMITED	CEMENT & CEMENT PRODUCTS	0.46%	GODREJ PROPERTIES LIMITED	REALTY	0.24%
MULTI COMMODITY EXCHANGE OF INDIA LTD.	CAPITAL MARKETS	0.45%	THE INDIAN HOTELS COMPANY LIMITED	LEISURE SERVICES	0.24%
TRENT LIMITED	RETAILING	0.45%	TUBE INVESTMENTS OF INDIA LTD	AUTO COMPONENTS	0.24%
PERSISTENT SYSTEMS LTD	IT - SOFTWARE	0.43%	UPL LIMITED	FERTILIZERS & AGROCHEMICALS	0.24%
PB FINTECH LIMITED	FINANCIAL TECHNOLOGY (FINTECH)	0.42%	ADANI ENTERPRISES LIMITED	METALS & MINERALS TRADING	0.23%
COFORGE LIMITED	IT - SOFTWARE	0.41%	AUROBINDO PHARMA LIMITED	PHARMACEUTICALS & BIOTECHNOLOGY	0.23%
DIXON TECHNOLOGIES (INDIA) LIMITED	CONSUMER DURABLES	0.41%	BRITANNIA INDUSTRIES LIMITED	FOOD PRODUCTS	0.23%
BAJAJ FINSERV LIMITED	FINANCE	0.39%	COLGATE PALMOLIVE (INDIA) LIMITED	PERSONAL PRODUCTS	0.23%
ADANI PORT & SPECIAL ECONOMIC ZONE LTD	TRANSPORT INFRASTRUCTURE	0.38%	KARUR VYSYA BANK LIMITED	BANKS	0.23%
INDUS TOWERS LIMITED	TELECOM - SERVICES	0.37%	TATA POWER COMPANY LIMITED	POWER	0.23%
INTERGLOBE AVIATION LIMITED	TRANSPORT SERVICES	0.37%	TVS MOTOR COMPANY LIMITED	AUTOMOBILES	0.23%
ASIAN PAINTS LIMITED	CONSUMER DURABLES	0.36%	VARUN BEVERAGES LIMITED	BEVERAGES	0.23%
CENTRAL DEPOSITORY SERVICES (INDIA) LIMI	CAPITAL MARKETS	0.36%	BHARAT PETROLEUM CORPORATION LIMITED	PETROLEUM PRODUCTS	0.22%
THE FEDERAL BANK LIMITED	BANKS	0.36%	GMR AIRPORTS LIMITED	TRANSPORT INFRASTRUCTURE	0.22%
GRASIM INDUSTRIES LIMITED	CEMENT & CEMENT PRODUCTS	0.35%	KAYNES TECHNOLOGY INDIA PRIVATE LTD	INDUSTRIAL MANUFACTURING	0.22%
HDFC ASSET MANAGEMENT COMPANY LIMITED	CAPITAL MARKETS	0.35%	KRISHNA INSTITUTE OF MEDICAL SCIENCE LTD	HEALTHCARE SERVICES	0.22%
TECH MAHINDRA LIMITED	IT - SOFTWARE	0.35%	ONE 97 COMMUNICATIONS LIMITED	FINANCIAL TECHNOLOGY (FINTECH)	0.22%
BAJAJ AUTO LIMITED	AUTOMOBILES	0.34%	PI INDUSTRIES LIMITED	FERTILIZERS & AGROCHEMICALS	0.22%
LUPIN LIMITED	PHARMACEUTICALS & BIOTECHNOLOGY	0.34%	PNB HOUSING FINANCE LIMITED	FINANCE	0.22%
HINDALCO INDUSTRIES LIMITED	NON - FERROUS METALS	0.33%	POLYCAB INDIA LIMITED	INDUSTRIAL PRODUCTS	0.22%
HINDUSTAN AERONAUTICS LTD	AEROSPACE & DEFENSE	0.33%	RELIANCE POWER LIMITED	POWER	0.22%
JIO FINANCIAL SERVICES LIMITED	FINANCE	0.33%	AVENUE SUPERMARTS LIMITED	RETAILING	0.21%
JSW STEEL LIMITED	FERROUS METALS	0.33%	BAJAJ HOLDINGS & INVESTMENT.LTD	FINANCE	0.21%
OIL & NATURAL GAS CORPORATION LIMITED	OIL	0.33%	GODREJ CONSUMER PRODUCTS LIMITED	PERSONAL PRODUCTS	0.21%
COAL INDIA LIMITED	CONSUMABLE FUELS	0.32%	MPHASIS LIMITED	IT - SOFTWARE	0.21%
CUMMINS INDIA LIMITED	INDUSTRIAL PRODUCTS	0.32%	PAGE INDUSTRIES LIMITED	TEXTILES & APPARELS	0.21%
LAURUS LABS LIMITED	PHARMACEUTICALS & BIOTECHNOLOGY	0.32%	POWER FINANCE CORPORATION LIMITED	FINANCE	0.21%
SHRIRAM FINANCE LIMITED	FINANCE	0.32%	REDINGTON LIMITED	COMMERCIAL SERVICES & SUPPLIES	0.21%
CROMPTON GREAVES CONSUMER			THE PHOENIX MILLS LIMITED	REALTY	0.21%
ELECTRICAL LTD	CONSUMER DURABLES	0.30%	UNION BANK OF INDIA	BANKS	0.21%
DIVI'S LABORATORIES LIMITED	PHARMACEUTICALS & BIOTECHNOLOGY	0.30%	VOLTAS LIMITED	CONSUMER DURABLES	0.21%
IDFC FIRST BANK LIMITED	BANKS	0.30%	ALKEM LABORATORIES LIMITED	PHARMACEUTICALS & BIOTECHNOLOGY	0.20%
NESTLE INDIA LIMITED	FOOD PRODUCTS	0.30%	BRIGADE ENTERPRISES LIMITED	REALTY	0.20%
SRF LIMITED	CHEMICALS & PETROCHEMICALS	0.30%	COROMANDEL INTERNATIONAL LIMITED	FERTILIZERS & AGROCHEMICALS	0.20%
CIPLA LIMITED	PHARMACEUTICALS & BIOTECHNOLOGY	0.29%	FSN E-COMMERCE VENTURES LIMITED	RETAILING	0.20%
HDFC LIFE INSURANCE COMPANY LIMITED	INSURANCE	0.29%	GE VERNOVA T&D INDIA LIMITED	ELECTRICAL EQUIPMENT	0.20%

## Portfolio Holdings as on May 30, 2025

Portfolio Holdings	Sector	% of Net Assets	Portfolio Holdings	Sector	% of Net Assets
HERO MOTOCORP LIMITED	AUTOMOBILES	0.20%	TIMKEN INDIA LIMITED	INDUSTRIAL PRODUCTS	0.15%
INDIAN ENERGY EXCHANGE LIMITED	CAPITAL MARKETS	0.20%	AAVAS FINANCIERS LIMITED	FINANCE	0.14%
INFO EDGE (INDIA) LIMITED	RETAILING	0.20%	ADANI TOTAL GAS LIMITED	GAS	0.14%
MANKIND PHARMA LIMITED	PHARMACEUTICALS & BIOTECHNOLOGY	0.20%	BALKRISHNA INDUSTRIES LIMITED	AUTO COMPONENTS	0.14%
MRF LIMITED	AUTO COMPONENTS	0.20%	BLUE STAR LTD	CONSUMER DURABLES	0.14%
NAVIN FLUORINE INTERNATIONAL LIMITED	CHEMICALS & PETROCHEMICALS	0.20%	CANARA BANK	BANKS	0.14%
NHPC LIMITED	POWER	0.20%	CASTROL INDIA LIMITED	PETROLEUM PRODUCTS	0.14%
SBI CARDS AND PAYMENT SERVICES LIMITED	FINANCE	0.20%	CESC LIMITED	POWER	0.14%
CITY UNION BANK LIMITED	BANKS	0.19%	DR. LAL PATH LABS LTD.	HEALTHCARE SERVICES	0.14%
INDIAN OIL CORPORATION LIMITED	PETROLEUM PRODUCTS	0.19%	HAVELLS INDIA LIMITED	CONSUMER DURABLES	0.14%
INDUSIND BANK LIMITED	BANKS	0.19%	IIFL FINANCE LIMITED	FINANCE	0.14%
SUPREME INDUSTRIES LIMITED	INDUSTRIAL PRODUCTS	0.19%	INTELLECT DESIGN ARENA LTD	IT - SOFTWARE	0.14%
TATA CHEMICALS LIMITED	CHEMICALS & PETROCHEMICALS	0.19%	IPCA LABORATORIES LIMITED	PHARMACEUTICALS & BIOTECHNOLOGY	0.14%
TORRENT POWER LIMITED	POWER	0.19%	KEC INTERNATIONAL LIMITED	CONSTRUCTION	0.14%
AMBER ENTERPRISES INDIA LIMITED	CONSUMER DURABLES	0.18%	MACROTECH DEVELOPERS LIMITED	REALTY	0.14%
COHANCE LIFESCENCES LIMITED	PHARMACEUTICALS & BIOTECHNOLOGY	0.18%	NUJAMA WEALTH MANAGEMENT LIMITED	CAPITAL MARKETS	0.14%
DLF LIMITED	REALTY	0.18%	SHREE CEMENT LIMITED	CEMENT & CEMENT PRODUCTS	0.14%
FIVE-STAR BUSINESS FINANCE LIMITED	FINANCE	0.18%	SKF INDIA LIMITED	INDUSTRIAL PRODUCTS	0.14%
GAIL (INDIA) LIMITED	GAS	0.18%	TATA COMMUNICATIONS LIMITED	TELECOM - SERVICES	0.14%
HITACHI ENERGY INDIA LIMITED	ELECTRICAL EQUIPMENT	0.18%	VODAFONE IDEA LTD	TELECOM - SERVICES	0.14%
INOX WIND LIMITED	ELECTRICAL EQUIPMENT	0.18%	AARTI INDUSTRIES LIMITED	CHEMICALS & PETROCHEMICALS	0.13%
JUBILANT FOODWORKS LIMITED	LEISURE SERVICES	0.18%	AEGIS LOGISTICS LTD	GAS	0.13%
MANAPPURAM FINANCE LIMITED	FINANCE	0.18%	AMBWA CEMENTS LIMITED	CEMENT & CEMENT PRODUCTS	0.13%
NMDC LIMITED	MINERALS & MINING	0.18%	ASTRAL LIMITED	INDUSTRIAL PRODUCTS	0.13%
PIRAMAL ENTERPRISES LIMITED	FINANCE	0.18%	AUTHUM INVESTMENT & INFRASTRUCTURE LTD.	FINANCE	0.13%
PRESTIGE ESTATES PROJECTS LIMITED	REALTY	0.18%	BHARAT DYNAMICS LIMITED	AEROSPACE & DEFENSE	0.13%
REC LIMITED	FINANCE	0.18%	DEEPAK FERTILIZERS AND PETRO. CORP. LTD	CHEMICALS & PETROCHEMICALS	0.13%
SONA BLW PRECISION FORGINGS LIMITED	AUTO COMPONENTS	0.18%	EID PARRY INDIA LIMITED	FOOD PRODUCTS	0.13%
AMARA RAJA BATTERIES LTD	AUTO COMPONENTS	0.17%	EXIDE INDUSTRIES LIMITED	AUTO COMPONENTS	0.13%
ASTER DM HEALTHCARE LIMITED	HEALTHCARE SERVICES	0.17%	HOME FIRST FINANCE COMPANY INDIA LIMITED	FINANCE	0.13%
JK CEMENT LIMITED	CEMENT & CEMENT PRODUCTS	0.17%	JINDAL STEEL & POWER LIMITED	FERROUS METALS	0.13%
KALPATARU POWER TRANSMISSION LTD	CONSTRUCTION	0.17%	LIC HOUSING FINANCE LIMITED	FINANCE	0.13%
KFIN TECHNOLOGIES LIMITED	CAPITAL MARKETS	0.17%	MAHINDRA & MAHINDRA FINANCIAL SERV LTD.	FINANCE	0.13%
LTIMINDTREE LTD	IT - SOFTWARE	0.17%	NCC LIMITED	CONSTRUCTION	0.13%
MUTHOOT FINANCE LIMITED	FINANCE	0.17%	NEULAND LABORATORIES LTD	PHARMACEUTICALS & BIOTECHNOLOGY	0.13%
NBCC (INDIA) LIMITED	CONSTRUCTION	0.17%	PATANJALI FOODS LIMITED	AGRICULTURAL FOOD & OTHER PRODUCTS	0.13%
OIL INDIA LIMITED	OIL	0.17%	PUNJAB NATIONAL BANK	BANKS	0.13%
PETRONET LNG LIMITED	GAS	0.17%	SAMMAAN CAPITAL LTD.	FINANCE	0.13%
PIDLITE INDUSTRIES LIMITED	CHEMICALS & PETROCHEMICALS	0.17%	STEEL AUTHORITY OF INDIA LIMITED	FERROUS METALS	0.13%
PIRAMAL PHARMA LIMITED	PHARMACEUTICALS & BIOTECHNOLOGY	0.17%	UNO MINDA LIMITED	AUTO COMPONENTS	0.13%
RAIL VIKAS NIGAM LIMITED	CONSTRUCTION	0.17%	ZEN TECHNOLOGIES LIMITED	AEROSPACE & DEFENSE	0.13%
RBL BANK LIMITED	BANKS	0.17%	ZENSAR TECHNOLOGIES LIMITED	IT - SOFTWARE	0.13%
BANK OF BARODA	BANKS	0.16%	360 ONE WAM LIMITED	CAPITAL MARKETS	0.12%
CG-POWER AND INDUSTRIAL SOLUTIONS LTD	ELECTRICAL EQUIPMENT	0.16%	ABBOTT INDIA LIMITED	PHARMACEUTICALS & BIOTECHNOLOGY	0.12%
CONTAINER CORPORATION OF INDIA LIMITED	TRANSPORT SERVICES	0.16%	BERGER PAINTS (I) LIMITED	CONSUMER DURABLES	0.12%
FIRSTSOURCE SOLUTIONS LTD	COMMERCIAL SERVICES & SUPPLIES	0.16%	COCHIN SHIPYARD LIMITED	INDUSTRIAL MANUFACTURING	0.12%
GLENMARK PHARMACEUTICALS LIMITED	PHARMACEUTICALS & BIOTECHNOLOGY	0.16%	DALMIA BHARAT LIMITED	CEMENT & CEMENT PRODUCTS	0.12%
GODFREY PHILLIPS INDIA LIMITED	CIGARETTES & TOBACCO PRODUCTS	0.16%	EMAMI LTD	PERSONAL PRODUCTS	0.12%
ICICI LOMBARD GENERAL INSURANCE COMPANY	INSURANCE	0.16%	GARDEN REACH SHIPBUILDERS & ENGINEER LTD	AEROSPACE & DEFENSE	0.12%
INDIAN BANK	BANKS	0.16%	HINDUSTAN ZINC LIMITED	NON - FERROUS METALS	0.12%
INDIAN RAILWAY CATERING & TOURISM CORP	LEISURE SERVICES	0.16%	JUBILANT PHARMOVA LIMITED	PHARMACEUTICALS & BIOTECHNOLOGY	0.12%
JB CHEMICALS & PHARMACEUTICALS LIMITED	PHARMACEUTICALS & BIOTECHNOLOGY	0.16%	KAJARIA CERAMICS LIMITED	CONSUMER DURABLES	0.12%
KALYAN JEWELLERS INDIA LIMITED	CONSUMER DURABLES	0.16%	LLOYDS METALS AND ENERGY LIMITED	MINERALS & MINING	0.12%
KEI INDUSTRIES LIMITED	INDUSTRIAL PRODUCTS	0.16%	NATIONAL ALUMINIUM COMPANY LIMITED	NON - FERROUS METALS	0.12%
KPIT TECHNOLOGIES LIMITED	IT - SOFTWARE	0.16%	POLY MEDICURE LTD	HEALTHCARE EQUIPMENT & SUPPLIES	0.12%
NARAYANA HRUDAYALAYA LIMITED	HEALTHCARE SERVICES	0.16%	PTC INDUSTRIES LIMITED	INDUSTRIAL PRODUCTS	0.12%
POONAWALLA FINCORP LIMITED	FINANCE	0.16%	SCHAEFFLER INDIA LTD	AUTO COMPONENTS	0.12%
SAMVARDHANA MOTHERSON INTERNATIONAL LTD	AUTO COMPONENTS	0.16%	THE GREAT EASTERN SHIPPING COMPANY LTD	TRANSPORT SERVICES	0.12%
TATA ELXSI LIMITED	IT - SOFTWARE	0.16%	TORRENT PHARMACEUTICALS LIMITED	PHARMACEUTICALS & BIOTECHNOLOGY	0.12%
THE RAMCO CEMENTS LIMITED	CEMENT & CEMENT PRODUCTS	0.16%	ZF COMM. VEHICLE CONTROL SYSTEMS IND LTD	AUTO COMPONENTS	0.12%
UNITED SPIRITS LIMITED	BEVERAGES	0.16%	ABB INDIA LIMITED	ELECTRICAL EQUIPMENT	0.11%
WELSPUN CORP LTD	INDUSTRIAL PRODUCTS	0.16%	ADANI ENERGY SOLUTIONS LIMITED	POWER	0.11%
WOCKHARDT LTD	PHARMACEUTICALS & BIOTECHNOLOGY	0.16%	ADANI GREEN ENERGY LIMITED	POWER	0.11%
ZEE ENTERTAINMENT ENTERPRISES LIMITED	ENTERTAINMENT	0.16%	ADITYA BIRLA CAPITAL LIMITED	FINANCE	0.11%
ADANI POWER LIMITED	POWER	0.15%	APOLLO TYRES LIMITED	AUTO COMPONENTS	0.11%
ADITYA BIRLA REAL ESTATE LIMITED	PAPER, FOREST & JUTE PRODUCTS	0.15%	ASAHI INDIA GLASS LIMITED	AUTO COMPONENTS	0.11%
AFFLE (INDIA) LIMITED	IT - SERVICES	0.15%	BANK OF INDIA	BANKS	0.11%
ATUL LIMITED	CHEMICALS & PETROCHEMICALS	0.15%	BATA INDIA LIMITED	CONSUMER DURABLES	0.11%
CARBORUNDUM UNIVERSAL LIMITED	INDUSTRIAL PRODUCTS	0.15%	BEML LIMITED	AGRICULTURAL, COMMERCIAL & CONSTRUCTION VEHICLES	0.11%
CYIENT LIMITED	IT - SERVICES	0.15%	BIOCON LIMITED	PHARMACEUTICALS & BIOTECHNOLOGY	0.11%
ELGI EQUIPMENTS LIMITED	INDUSTRIAL PRODUCTS	0.15%	CEAT LIMITED	AUTO COMPONENTS	0.11%
GUJARAT STATE PETRONET LIMITED	GAS	0.15%	CHAMBAL FERTILIZERS & CHEMICALS LIMITED	FERTILIZERS & AGROCHEMICALS	0.11%
HIMADRI SPECIALITY CHEMICAL LIMITED	CHEMICALS & PETROCHEMICALS	0.15%	DATA PATTERNS (INDIA) LIMITED	AEROSPACE & DEFENSE	0.11%
JINDAL STAINLESS LIMITED	FERROUS METALS	0.15%	ERIS LIFESCENCES LIMITED	PHARMACEUTICALS & BIOTECHNOLOGY	0.11%
JYOTI CNC AUTOMATION LTD	INDUSTRIAL MANUFACTURING	0.15%	GUJARAT FLUORO-CHEMICALS LIMITED	CHEMICALS & PETROCHEMICALS	0.11%
MAZAGON DOCK SHIPBUILDERS LIMITED	INDUSTRIAL MANUFACTURING	0.15%	HFCL LIMITED	TELECOM - SERVICES	0.11%
OBEROI REALTY LIMITED	REALTY	0.15%	HINDUSTAN COPPER LIMITED	NON - FERROUS METALS	0.11%
ORACLE FINANCIAL SERVICES SOFTWARE	IT - SOFTWARE	0.15%	JSW HOLDINGS LIMITED	FINANCE	0.11%
PG ELECTROPLAST LIMITED	CONSUMER DURABLES	0.15%	LINDE INDIA LIMITED	CHEMICALS & PETROCHEMICALS	0.11%
SUNDRAM FASTENERS LIMITED	AUTO COMPONENTS	0.15%			

## Portfolio Holdings as on May 30, 2025

Portfolio Holdings	Sector	% of Net Assets	Portfolio Holdings	Sector	% of Net Assets
NATCO PHARMA LIMITED	PHARMACEUTICALS & BIOTECHNOLOGY	0.11%	LIFE INSURANCE CORPORATION OF INDIA	INSURANCE	0.08%
PFIZER LIMITED	PHARMACEUTICALS & BIOTECHNOLOGY	0.11%	LT FOODS LTD	AGRICULTURAL FOOD & OTHER PRODUCTS	0.08%
SONATA SOFTWARE LIMITED	IT - SOFTWARE	0.11%	PRAJ INDUSTRIES LIMITED	INDUSTRIAL MANUFACTURING	0.08%
AIA ENGINEERING LIMITED	INDUSTRIAL PRODUCTS	0.10%	RAMKRISHNA FORGINGS LIMITED	AUTO COMPONENTS	0.08%
ANANT RAJ LIMITED	REALTY	0.10%	SHYAM METALICS AND ENERGY LTD.	INDUSTRIAL PRODUCTS	0.08%
APAR INDUSTRIES LTD	ELECTRICAL EQUIPMENT	0.10%	STAR HEALTH AND ALLIED INSURANCE CO LTD	INSURANCE	0.08%
BANDHAN BANK LIMITED	BANKS	0.10%	SUMITOMO CHEMICAL INDIA LIMITED	FERTILIZERS & AGROCHEMICALS	0.08%
BAYER CROPSCIENCE LIMITED	FERTILIZERS & AGROCHEMICALS	0.10%	SWAN ENERGY LIMITED	CHEMICALS & PETROCHEMICALS	0.08%
BHARTI HEXACOM LIMITED	TELECOM - SERVICES	0.10%	TEJAS NETWORKS LIMITED	TELECOM - EQUIPMENT & ACCESSORIES	0.08%
BOSCH LIMITED	AUTO COMPONENTS	0.10%	ZYDUS LIFESCIENCES LIMITED	PHARMACEUTICALS & BIOTECHNOLOGY	0.08%
DABUR INDIA LIMITED	PERSONAL PRODUCTS	0.10%	ACTION CONSTRUCTION EQUIPMENT LTD	AGRICULTURAL, COMMERCIAL &	
DEEPAK NITRITE LTD	CHEMICALS & PETROCHEMICALS	0.10%		CONSTRUCTION VEHICLES	0.07%
ECLERX SERVICES LIMITED	COMMERCIAL SERVICES & SUPPLIES	0.10%	ADANI WILMAR LIMITED	AGRICULTURAL FOOD & OTHER PRODUCTS	0.07%
EIH LIMITED	LEISURE SERVICES	0.10%	ADITYA BIRLA SUN LIFE MUTUAL FUND	CAPITAL MARKETS	0.07%
FINOLEX CABLES LTD	INDUSTRIAL PRODUCTS	0.10%	BLS INTERNATIONAL SERVICES LIMITED	LEISURE SERVICES	0.07%
GILLETTE INDIA LIMITED	PERSONAL PRODUCTS	0.10%	BRAINBEES SOLUTIONS LTD.	RETAILING	0.07%
GLAXOSMITHKLINE PHARMACEUTICALS LTD	PHARMACEUTICALS & BIOTECHNOLOGY	0.10%	DCM SHRIRAM LTD	DIVERSIFIED	0.07%
GO DIGIT GENERAL INSURANCE LIMITED	INSURANCE	0.10%	FERTILIZERS AND CHEMICALS TRAVANCORE LTD	FERTILIZERS & AGROCHEMICALS	0.07%
GRANULES INDIA LIMITED	PHARMACEUTICALS & BIOTECHNOLOGY	0.10%	GLOBAL HEALTH LIMITED	HEALTHCARE SERVICES	0.07%
INDIAMART INTERMESH LTD	RETAILING	0.10%	GRAVITA INDIA LIMITED	MINERALS & MINING	0.07%
INDRAPRASTHA GAS LIMITED	GAS	0.10%	HONEYWELL AUTOMATION INDIA LIMITED	INDUSTRIAL MANUFACTURING	0.07%
JAIPRAKASH POWER VENTURES LIMITED	POWER	0.10%	IDBI BANK LIMITED	BANKS	0.07%
KIRLOSKAR OIL ENGINES LTD	INDUSTRIAL PRODUCTS	0.10%	IRB INFRASTRUCTURE DEVELOPERS LIMITED	CONSTRUCTION	0.07%
L&T FINANCE LIMITED	FINANCE	0.10%	JINDAL SAW LTD	INDUSTRIAL PRODUCTS	0.07%
MAHANAGAR GAS LIMITED	GAS	0.10%	JK TYRE & INDUSTRIES LTD	AUTO COMPONENTS	0.07%
NAVA LIMITED	POWER	0.10%	JM FINANCIAL SERVICES LTD	FINANCE	0.07%
NEWGEN SOFTWARE TECHNOLOGIES LIMITED	IT - SOFTWARE	0.10%	JUBILANT INGREVIA LIMITED	CHEMICALS & PETROCHEMICALS	0.07%
SAPPHIRE FOODS INDIA LIMITED	LEISURE SERVICES	0.10%	JUPITER WAGONS LIMITED	INDUSTRIAL MANUFACTURING	0.07%
SIEMENS LIMITED	ELECTRICAL EQUIPMENT	0.10%	KANSAI NEROLAC PAINTS LIMITED	CONSUMER DURABLES	0.07%
TITAGARH RAIL SYSTEMS LIMITED	INDUSTRIAL MANUFACTURING	0.10%	MOTHERSON SUMI WIRING INDIA LIMITED	AUTO COMPONENTS	0.07%
UNITED BREWERIES LIMITED	BEVERAGES	0.10%	OLECTRA GREENTECH LIMITED	AUTOMOBILES	0.07%
WHIRLPOOL OF INDIA LIMITED	CONSUMER DURABLES	0.10%	SIEMENS ENERGY INDIA LIMITED	POWER	0.07%
ACC LIMITED	CEMENT & CEMENT PRODUCTS	0.09%	TRANSFORMERS & RECTIFIERS (INDIA) LTD	ELECTRICAL EQUIPMENT	0.07%
ANAND RATHI WEALTH LIMITED	CAPITAL MARKETS	0.09%	USHA MARTIN LTD	INDUSTRIAL PRODUCTS	0.07%
APTUS VALUE HOUSING FINANCE INDIA LTD	FINANCE	0.09%	UTI ASSET MANAGEMENT COMPANY LTD	CAPITAL MARKETS	0.07%
BALRAMPUR CHINI MILLS LIMITED	AGRICULTURAL FOOD & OTHER PRODUCTS	0.09%	VARDHMAN TEXTILES LIMITED	TEXTILES & APPARELS	0.07%
BIRLSOFT LTD	IT - SOFTWARE	0.09%	VEDANT FASHIONS LIMITED	RETAILING	0.07%
CAN FIN HOMES LIMITED	FINANCE	0.09%	VISHAL MEGA MART LIMITED	RETAILING	0.07%
CHALET HOTELS LIMITED	LEISURE SERVICES	0.09%	3M INDIA LIMITED	DIVERSIFIED	0.06%
CRAFTSMAN AUTOMATION LIMITED	AUTO COMPONENTS	0.09%	AADHAR HOUSING FINANCE LIMITED	FINANCE	0.06%
CRISIL LIMITED	FINANCE	0.09%	ADITYA BIRLA LIFESTYLE BRANDS LIMITED	RETAILING	0.06%
DEVYANI INTERNATIONAL LIMITED	LEISURE SERVICES	0.09%	AFCONS INFRASTRUCTURE LIMITED	CONSTRUCTION	0.06%
GENERAL INSURANCE CORPORATION OF INDIA	INSURANCE	0.09%	ASTRAZENECA PHARMA INDIA LIMITED	PHARMACEUTICALS & BIOTECHNOLOGY	0.06%
GLAND PHARMA LIMITED	PHARMACEUTICALS & BIOTECHNOLOGY	0.09%	BANK OF MAHARASHTRA	BANKS	0.06%
HBL ENGINEERING LIMITED	INDUSTRIAL PRODUCTS	0.09%	BIKAJI FOODS INTERNATIONAL LIMITED	FOOD PRODUCTS	0.06%
HOUSING AND URBAN DEVELOPMENT CORP. LTD.	FINANCE	0.09%	CAPLIN POINT LABORATORIES LIMITED	PHARMACEUTICALS & BIOTECHNOLOGY	0.06%
ICICI PRUDENTIAL LIFE INSURANCE COMPANY	INSURANCE	0.09%	CENTURY PLYBOARDS (INDIA) LIMITED	CONSUMER DURABLES	0.06%
INDIAN RAILWAY FINANCE CORPORATION LTD.	FINANCE	0.09%	D B REALTY LIMITED	LEISURE SERVICES	0.06%
INDIAN RENEWABLE ENERGY DEV AGENCY LTD	FINANCE	0.09%	DOMS INDUSTRIES LIMITED	HOUSEHOLD PRODUCTS	0.06%
JSW ENERGY LIMITED	POWER	0.09%	ENDURANCE TECHNOLOGIES LIMITED	AUTO COMPONENTS	0.06%
L&T TECHNOLOGY SERVICES LTD	IT - SERVICES	0.09%	GODAWARI POWER AND ISPAT LIMITED	INDUSTRIAL PRODUCTS	0.06%
LEMON TREE HOTELS LIMITED	LEISURE SERVICES	0.09%	GUJARAT GAS LIMITED	GAS	0.06%
MOTILAL OSWAL FINANCIAL SERVICES	CAPITAL MARKETS	0.09%	GUJARAT NARMADA VALLEY FERT. CO. LTD	CHEMICALS & PETROCHEMICALS	0.06%
NIPPON LIFE INDIA ASSET MANAGEMENT LTD	CAPITAL MARKETS	0.09%	GUJARAT PIPAVAV PORT LIMITED	TRANSPORT INFRASTRUCTURE	0.06%
PCBL LIMITED	CHEMICALS & PETROCHEMICALS	0.09%	HAPPIEST MINDS TECHNOLOGIES LIMITED	IT - SOFTWARE	0.06%
PVR INOX LIMITED	ENTERTAINMENT	0.09%	HEG LIMITED	INDUSTRIAL PRODUCTS	0.06%
RAINBOW CHILDRENS MEDICARE LIMITED	HEALTHCARE SERVICES	0.09%	HONASA CONSUMER LIMITED	PERSONAL PRODUCTS	0.06%
SOBHA LIMITED	REALTY	0.09%	IFCI LIMITED	FINANCE	0.06%
SYNGENE INTERNATIONAL LIMITED	HEALTHCARE SERVICES	0.09%	JSW INFRASTRUCTURE LIMITED	TRANSPORT INFRASTRUCTURE	0.06%
TATA TECHNOLOGIES LIMITED	IT - SERVICES	0.09%	JYOTHY LABS LIMITED	HOUSEHOLD PRODUCTS	0.06%
TECHNO ELECTRIC & ENGINEERING COMPANY LI	CONSTRUCTION	0.09%	KIRLOSKAR BROTHERS LIMITED	INDUSTRIAL PRODUCTS	0.06%
THERMAX LIMITED	ELECTRICAL EQUIPMENT	0.09%	METROPOLIS HEALTHCARE LIMITED	HEALTHCARE SERVICES	0.06%
TRIVENI TURBINE LTD.	ELECTRICAL EQUIPMENT	0.09%	MINDA CORPORATION LIMITED	AUTO COMPONENTS	0.06%
V-GUARD INDUSTRIES LIMITED	CONSUMER DURABLES	0.09%	NEYVEL LIGNITE CORPORATION LTD.	POWER	0.06%
AJANTA PHARMA LIMITED	PHARMACEUTICALS & BIOTECHNOLOGY	0.08%	NMDC LIMITED	FERROUS METALS	0.06%
ALEMBIC PHARMACEUTICALS LIMITED	PHARMACEUTICALS & BIOTECHNOLOGY	0.08%	NTPC GREEN ENERGY LIMITED	POWER	0.06%
BASF INDIA LIMITED	CHEMICALS & PETROCHEMICALS	0.08%	R R KABEL LIMITED	INDUSTRIAL PRODUCTS	0.06%
CCL PRODUCTS (INDIA) LIMITED	AGRICULTURAL FOOD & OTHER PRODUCTS	0.08%	SAREGAMA INDIA LIMITED	ENTERTAINMENT	0.06%
CONCORD BIOTECH LIMITED	PHARMACEUTICALS & BIOTECHNOLOGY	0.08%	SCHNEIDER ELECTRIC INFRASTRUCTURE LTD.	ELECTRICAL EQUIPMENT	0.06%
CREDITACCESS GRAMEEN LIMITED	FINANCE	0.08%	SIGNATURE GLOBAL (INDIA) LIMITED	REALTY	0.06%
ELECON ENGINEERING COMPANY LIMITED	ELECTRICAL EQUIPMENT	0.08%	TANLA PLATFORMS LIMITED	IT - SOFTWARE	0.06%
ENGINEERS INDIA LTD.	CONSTRUCTION	0.08%	TATA INVESTMENT CORPORATION LTD.	FINANCE	0.06%
ESCORTS KUBOTA LIMITED	AGRICULTURAL, COMMERCIAL &		THE JAMMU & KASHMIR BANK LIMITED	BANKS	0.06%
	CONSTRUCTION VEHICLES	0.08%	VIJAYA DIAGNOSTIC CENTRE LIMITED	HEALTHCARE SERVICES	0.06%
FINOLEX INDUSTRIES LTD	INDUSTRIAL PRODUCTS	0.08%	WAAREE ENERGIES LIMITED	ELECTRICAL EQUIPMENT	0.06%
HYUNDAI MOTOR INDIA LIMITED	AUTOMOBILES	0.08%	WELSPUN LIVING LIMITED	TEXTILES & APPARELS	0.06%
INDEGENE LIMITED	HEALTHCARE SERVICES	0.08%	WESTLIFE DEVELOPMENT LTD	LEISURE SERVICES	0.06%
IRCON INTERNATIONAL LIMITED	CONSTRUCTION	0.08%	BLUE DART EXPRESS LIMITED	TRANSPORT SERVICES	0.05%
K.P.R. MILL LTD	TEXTILES & APPARELS	0.08%	CAPRI GLOBAL CAPITAL LTD	FINANCE	0.05%

## Portfolio Holdings as on May 30, 2025

Portfolio Holdings	Sector	% of Net Assets	Portfolio Holdings	Sector	% of Net Assets
CERA SANITARYWARE LIMITED	CONSUMER DURABLES	0.05%	JBM AUTO LTD	AUTO COMPONENTS	0.04%
CLEAN SCIENCE AND TECHNOLOGY LIMITED	CHEMICALS & PETROCHEMICALS	0.05%	KNR CONSTRUCTIONS LIMITED	CONSTRUCTION	0.04%
GODREJ INDUSTRIES LTD	DIVERSIFIED	0.05%	LATENT VIEW ANALYTICS LIMITED	IT - SOFTWARE	0.04%
GRAPHITE INDIA LTD	INDUSTRIAL PRODUCTS	0.05%	MAHARASHTRA SEAMLESS LIMITED	INDUSTRIAL PRODUCTS	0.04%
INDIA CEMENTS LTD	CEMENT & CEMENT PRODUCTS	0.05%	NETWEB TECHNOLOGIES INDIA LIMITED	IT - SERVICES	0.04%
MASTEK LIMITED	IT - SOFTWARE	0.05%	NIVA BUPA HEALTH INSURANCE COMPANY LTD.	INSURANCE	0.04%
NETWORK18 MEDIA & INVESTMENTS LIMITED	ENTERTAINMENT	0.05%	PNC INFRA TECH LIMITED	CONSTRUCTION	0.04%
PREMIER ENERGIES LIMITED	ELECTRICAL EQUIPMENT	0.05%	RAYMOND LIFESTYLE LIMITED	TEXTILES & APPARELS	0.04%
RAILTEL CORPORATION OF INDIA LIMITED	TELECOM - SERVICES	0.05%	RHI MAGNESITA INDIA LIMITED	INDUSTRIAL PRODUCTS	0.04%
RAYMOND REALTY LIMITED	REALTY	0.05%	SHREE RENUKA SUGARS LIMITED	AGRICULTURAL FOOD & OTHER PRODUCTS	0.04%
rites limited	CONSTRUCTION	0.05%	SYRMA SGS TECHNOLOGY LIMITED	INDUSTRIAL MANUFACTURING	0.04%
SAI LIFE SCIENCES LTD.	PHARMACEUTICALS & BIOTECHNOLOGY	0.05%	ACME SOLAR HOLDINGS LTD.	POWER	0.03%
SARDA ENERGY & MINERALS LTD	FERROUS METALS	0.05%	ADITYA BIRLA FASHION AND RETAIL LIMITED	RETAILING	0.03%
SBFC FINANCE LIMITED	FINANCE	0.05%	ALOK INDUSTRIES LIMITED	TEXTILES & APPARELS	0.03%
SJVN LIMITED	POWER	0.05%	CAMPUS ACTIVEWEAR LIMITED	CONSUMER DURABLES	0.03%
STERLING AND WILSON RENEWABLE ENERGY LTD	CONSTRUCTION	0.05%	CENTRAL BANK OF INDIA	BANKS	0.03%
SUN TV NETWORK LIMITED	ENTERTAINMENT	0.05%	INTERNATIONAL GEMMOLOGICAL INSTITUTE LTD	COMMERCIAL SERVICES & SUPPLIES	0.03%
TATA TELESERVICES (MAHARASHTRA) LIMITED	TELECOM - SERVICES	0.05%	INVENTURUS KNOWLEDGE SOLUTIONS LIMITED	IT - SERVICES	0.03%
TBO TEK LIMITED	LEISURE SERVICES	0.05%	JUST DIAL LIMITED	RETAILING	0.03%
THE BOMBAY BURMAH TRADING CORP. LTD	FOOD PRODUCTS	0.05%	OLA ELECTRIC MOBILITY LIMITED	AUTOMOBILES	0.03%
THE SHIPPING CORP OF INDIA LTD	TRANSPORT SERVICES	0.05%	RASHTRIYA CHEMICALS FERTILISERS LTD.	FERTILIZERS & AGROCHEMICALS	0.03%
TRIDENT LIMITED	TEXTILES & APPARELS	0.05%	RAYMOND LIMITED	REALTY	0.03%
TRIVENI ENGINEERING & INDUSTRIES LIMITED	AGRICULTURAL FOOD & OTHER PRODUCTS	0.05%	SAGILITY INDIA LIMITED	IT - SERVICES	0.03%
ALIVUS LIFE SCIENCES	PHARMACEUTICALS & BIOTECHNOLOGY	0.04%	SWIGGY LIMITED	RETAILING	0.03%
ALKYL AMINES CHEMICALS LIMITED	CHEMICALS & PETROCHEMICALS	0.04%	THE NEW INDIA ASSURANCE COMPANY LTD	INSURANCE	0.03%
BAJAJ HOUSING FINANCE LTD	FINANCE	0.04%	AKUMS DRUGS AND PHARMACEUTICALS LIMITED	PHARMACEUTICALS & BIOTECHNOLOGY	0.02%
C.E.INFO SYSTEMS LIMITED	IT - SOFTWARE	0.04%	MANGALORE REFINERY & PETROCHEMICALS LTD	PETROLEUM PRODUCTS	0.02%
CHENNAI PETROLEUM CORPORATION LTD.	PETROLEUM PRODUCTS	0.04%	MMTC LTD	COMMERCIAL SERVICES & SUPPLIES	0.02%
EMCURE PHARMACEUTICALS LIMITED	PHARMACEUTICALS & BIOTECHNOLOGY	0.04%	RATTANINDIA ENTERPRISES LIMITED	RETAILING	0.02%
GODREJ AGROVET LIMITED	FOOD PRODUCTS	0.04%	ROUTE MOBILE LIMITED	TELECOM - SERVICES	0.02%
GUJARAT MINERAL DEVELOPMENT CORP.	MINERALS & MINING	0.04%	UCO BANK	BANKS	0.02%
INDIAN OVERSEAS BANK	BANKS	0.04%			
INOX INDIA LIMITED	INDUSTRIAL PRODUCTS	0.04%			
ITI LTD.	TELECOM - EQUIPMENT & ACCESSORIES	0.04%			
			<b>Reverse Repo/Net Current Assets/Cash/Cash Equivalent</b>		<b>1.30%</b>
			<b>Total</b>		<b>100.00%</b>

\*Top 10 Holdings

## Performance as on 30 May, 2025

Period	Navi Nifty 500 Multicap 50:25:25 Index Fund Regular Growth	Nifty 500 Multicap 50:25:25 TRI <sup>1</sup> @	Navi Nifty 500 Multicap 50:25:25 Index Fund Direct Growth	Nifty 500 Multicap 50:25:25 TRI <sup>1</sup> @
Since Inception CAGR %	-3.04%	26.91%	-2.44%	26.91%
Current Value of investment if ₹ 10000/- was invested on Inception date (in ₹)	9696	12691	9756	12691

\*In case, the start date or the end date of the concerned period is a non-business day, the NAV of the previous business day is considered for computation of returns. Past performance may or may not be sustained in future. The Direct Plan has a lower expense ratio as compared to the Regular/ Other than Direct Plan to the extent of distribution expenses, commission, etc. and no commission or distribution expenses for distribution of Units or distribution expenses are paid / charged under the Direct Plan. Standard TRIs prescribed are as per the applicable circular by SEBI. The performance of the Scheme is benchmarked to the Total Return variant of the Index TRI. @- Benchmark @-Additional Benchmark.

## SIP Returns as on 30 May, 2025

SIP Tenure (in Years)	Since Inception
Investment Amount	10,000
Total No. of Installments	9
Total Amount Invested (in ₹)	90000
Present Value (in ₹)	102056
NIFTY 500 Multicap 50:25:25 index	102746
Total No. Units	10525
Yield (%)	4.63

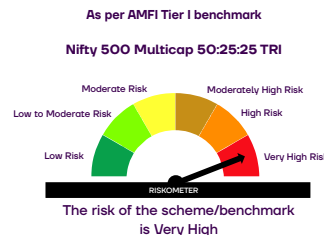
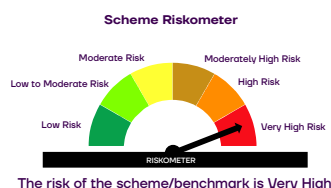
### SIP date every 1st business day of the month

SIP Returns are for regular plan. Past performance may or may not sustained in the future. Assuming ₹10,000 invested systematically on the first Business Day of every month over a period of time. Load is not taken into consideration for computation of performance. The above investment simulation is for illustrative purpose only and should not be construed as a promise on minimum returns and safeguard of capital. The AMC/Mutual Fund is not guaranteeing or promising or forecasting any returns. SIP does not assure a profit or gurrantee protection against a loss in a declining market.

## This Product Is Suitable For Investors Who Are Seeking<sup>^</sup>

- To create capital appreciation over long time.
- Investment in equity and equity related securities covered by Nifty 500 Multicap 50:25:25 Index.
- Return that corresponds to the performance of Nifty 500 Multicap 50:25:25 Index, subject to tracking error.

<sup>^</sup> Investors should consult their financial advisers if in doubt about whether the product is suitable for them.



# Navi Nifty Smallcap250 Momentum Quality 100 Index Fund

An open ended scheme replicating/ tracking Nifty Smallcap250 Momentum Quality 100 TRI



## Investment Objective

The investment objective of the scheme is to achieve return equivalent to Nifty Smallcap250 Momentum Quality 100 Index by investing in stocks of companies comprising Nifty Smallcap250 Momentum Quality 100 TRI, subject to tracking error. There is no assurance that the investment objective of the Scheme will be achieved



## Fund Manager

**Mr. Ashutosh Shirwaikar** is the Fund Manager from March 12, 2025. Mr. Ashutosh Shirwaikar manages 15 schemes.



## Scheme Details

**Inception Date (Date of Allotment):** 12th March 2025.  
**Index:** Nifty Smallcap250 Momentum Quality 100 TRI (TRI)

**Minimum Application Amount:** ₹100/- and in multiples of ₹1/- thereafter  
**Load Structure:** Exit Load : NIL  
**Asset Allocation Pattern:** Equity & equity related securities covered by Nifty 500 Multicap 50:25:25 Index Index: 95% to 100%  
Debt & Money Market Instruments: 0% to 5%

**Total Expense Ratio (TER)\*:** Regular Plan: 1.00% | Direct Plan: 0.32%  
# - Above TER includes additional expenses but excludes GST. For TER inclusive of GST please refer to page no. 32

Expense structure for Direct & Regular Plan may vary.  
**Portfolio Turnover Ratio (Times):** 0.18  
Expense structure for Direct & Regular Plan may vary.



## Net Asset Value (NAV)

as on May 30, 2025

Scheme	NAV (in ₹)
Direct Plan - Growth Option	11.5380
Regular Plan - Growth Option	11.5213



## Fund Size (as on May 31, 2025)

**AUM:** ₹ 13.22 Crs | **Monthly Average AUM:** ₹ 12.02 Crs

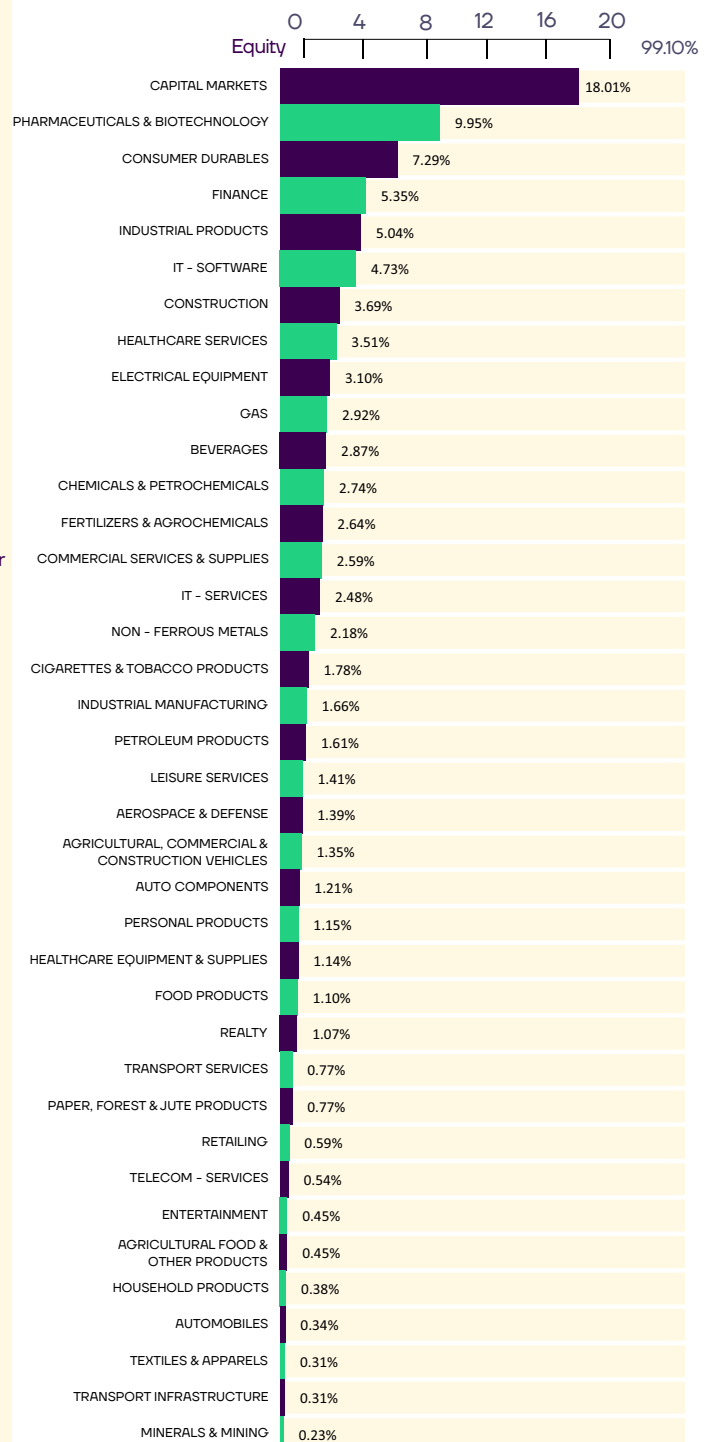


## Tracking Error

(Annualised as on May 30, 2025)

Tracking Error	Tracking Difference
0.48%	-5.37%

## Industry Allocation Equity (%)



## Portfolio Holdings as on May 30, 2025

Portfolio Holdings	Sector	% of Net Assets	Portfolio Holdings	Sector	% of Net Assets
<b>EQUITY SHARES</b>		<b>99.10%</b>	CYIENT LIMITED	IT - SERVICES	0.88%
* CENTRAL DEPOSITORY SERVICES (INDIA) LIM	CAPITAL MARKETS	3.40%	GUJARAT STATE PETRONET LIMITED	GAS	0.88%
* MULTI COMMODITY EXCHANGE OF INDIA LTD.	CAPITAL MARKETS	3.37%	NEWGEN SOFTWARE TECHNOLOGIES LIMITED	IT - SOFTWARE	0.84%
* RADICO KHAITAN LIMITED	BEVERAGES	2.87%	INTELLECT DESIGN ARENA LTD	IT - SOFTWARE	0.83%
* COMPUTER AGE MANAGEMENT SERVICES LIMITED	CAPITAL MARKETS	2.68%	IIFL FINANCE LIMITED	FINANCE	0.81%
* GLENMARK PHARMACEUTICALS LIMITED	PHARMACEUTICALS & BIOTECHNOLOGY	2.57%	ASTRAZENECA PHARMA INDIA LIMITED	PHARMACEUTICALS & BIOTECHNOLOGY	0.80%
* CROMPTON GREAVES CONSUMER ELECTRICAL LTD	CONSUMER DURABLES	2.38%	ADITYA BIRLA REAL ESTATE LIMITED	PAPER, FOREST & JUTE PRODUCTS	0.77%
* AMBER ENTERPRISES INDIA LIMITED	CONSUMER DURABLES	2.34%	BEML LIMITED	AGRICULTURAL, COMMERCIAL & CONSTRUCTION VEHICLES	0.77%
* NARAYANA HRUDAYALAYA LIMITED	HEALTHCARE SERVICES	2.32%	THE GREAT EASTERN SHIPPING COMPANY LTD	TRANSPORT SERVICES	0.77%
* ANGEL ONE LIMITED	CAPITAL MARKETS	2.28%	TRIVENI TURBINE LTD.	ELECTRICAL EQUIPMENT	0.77%
* INDIAN ENERGY EXCHANGE LIMITED	CAPITAL MARKETS	2.13%	ANANT RAJ LIMITED	REALTY	0.74%
COHANCE LIFESCIENCES LIMITED	PHARMACEUTICALS & BIOTECHNOLOGY	2.04%	BLS INTERNATIONAL SERVICES LIMITED	LEISURE SERVICES	0.74%
360 ONE WAM LIMITED	CAPITAL MARKETS	2.03%	MAHANAGAR GAS LIMITED	GAS	0.74%
BLUE STAR LTD	CONSUMER DURABLES	1.99%	NCC LIMITED	CONSTRUCTION	0.73%
MANAPPURAM FINANCE LIMITED	FINANCE	1.92%	HBL ENGINEERING LIMITED	INDUSTRIAL PRODUCTS	0.69%
WELSPUN CORP LTD	INDUSTRIAL PRODUCTS	1.85%	AVANTI FEEDS LIMITED	FOOD PRODUCTS	0.68%
GODFREY PHILLIPS INDIA LIMITED	CIGARETTES & TOBACCO PRODUCTS	1.78%	EIH LIMITED	LEISURE SERVICES	0.67%
FIRSTSOURCE SOLUTIONS LTD	COMMERCIAL SERVICES & SUPPLIES	1.67%	NATCO PHARMA LIMITED	PHARMACEUTICALS & BIOTECHNOLOGY	0.67%
AFFLE (INDIA) LIMITED	IT - SERVICES	1.60%	CAPLIN POINT LABORATORIES LIMITED	PHARMACEUTICALS & BIOTECHNOLOGY	0.65%
MOTILAL OSWAL FINANCIAL SERVICES	CAPITAL MARKETS	1.60%	TECHNO ELECTRIC & ENGINEERING COMPANY LI	CONSTRUCTION	0.64%
NATIONAL ALUMINIUM COMPANY LIMITED	NON - FERROUS METALS	1.58%	SONATA SOFTWARE LIMITED	IT - SOFTWARE	0.61%
PNB HOUSING FINANCE LIMITED	FINANCE	1.56%	HINDUSTAN COPPER LIMITED	NON - FERROUS METALS	0.60%
NEULAND LABORATORIES LTD	PHARMACEUTICALS & BIOTECHNOLOGY	1.51%	SCHNEIDER ELECTRIC INFRASTRUCTURE LTD.	ELECTRICAL EQUIPMENT	0.60%
GARDEN REACH SHIPBUILDERS & ENGINEER LTD	AEROSPACE & DEFENSE	1.39%	TITAGARH RAIL SYSTEMS LIMITED	INDUSTRIAL MANUFACTURING	0.60%
CHAMBAL FERTILIZERS & CHEMICALS LIMITED	FERTILIZERS & AGROCHEMICALS	1.37%	INDIAMART INTERMESH LTD	RETAILING	0.59%
CASTROL INDIA LIMITED	PETROLEUM PRODUCTS	1.32%	KIRLOSKAR BROTHERS LIMITED	INDUSTRIAL PRODUCTS	0.59%
AEGIS LOGISTICS LTD	GAS	1.30%	ACTION CONSTRUCTION EQUIPMENT LTD	AGRICULTURAL, COMMERCIAL & CONSTRUCTION VEHICLES	0.58%
ERIS LIFESCIENCES LIMITED	PHARMACEUTICALS & BIOTECHNOLOGY	1.24%	USHA MARTIN LTD	INDUSTRIAL PRODUCTS	0.58%
ZENSAR TECHNOLOGIES LIMITED	IT - SOFTWARE	1.24%	V-GUARD INDUSTRIES LIMITED	CONSUMER DURABLES	0.58%
AMARA RAJA BATTERIES LTD	AUTO COMPONENTS	1.21%	PCBL LIMITED	CHEMICALS & PETROCHEMICALS	0.56%
APAR INDUSTRIES LTD	ELECTRICAL EQUIPMENT	1.20%	BASF INDIA LIMITED	CHEMICALS & PETROCHEMICALS	0.55%
GILLETTE INDIA LIMITED	PERSONAL PRODUCTS	1.15%	ENGINEERS INDIA LTD.	CONSTRUCTION	0.55%
POLY MEDICURE LTD	HEALTHCARE EQUIPMENT & SUPPLIES	1.14%	CREDITACCESS GRAMEEN LIMITED	FINANCE	0.54%
NBCC (INDIA) LIMITED	CONSTRUCTION	1.03%	HFCL LIMITED	TELECOM - SERVICES	0.54%
HIMADRI SPECIALITY CHEMICAL LIMITED	CHEMICALS & PETROCHEMICALS	0.97%	PRAJ INDUSTRIES LIMITED	INDUSTRIAL MANUFACTURING	0.54%
ECLERX SERVICES LIMITED	COMMERCIAL SERVICES & SUPPLIES	0.92%	ELECON ENGINEERING COMPANY LIMITED	ELECTRICAL EQUIPMENT	0.53%
SUMITOMO CHEMICAL INDIA LIMITED	FERTILIZERS & AGROCHEMICALS	0.92%	CAN FIN HOMES LIMITED	FINANCE	0.52%
DR. LAL PATH LABS LTD.	HEALTHCARE SERVICES	0.89%	JUPITER WAGONS LIMITED	INDUSTRIAL MANUFACTURING	0.52%
			UTI ASSET MANAGEMENT COMPANY LTD	CAPITAL MARKETS	0.52%

## Portfolio Holdings as on May 30, 2025

Portfolio Holdings	Sector	% of Net Assets	Portfolio Holdings	Sector	% of Net Assets
BIRLASOFT LTD	IT - SOFTWARE	0.50%	MASTEK LIMITED	IT - SOFTWARE	0.32%
GODAWARI POWER AND ISPAT LIMITED	INDUSTRIAL PRODUCTS	0.49%	GUJARAT PIPAVAV PORT LIMITED	TRANSPORT INFRASTRUCTURE	0.31%
ALEMBIC PHARMACEUTICALS LIMITED	PHARMACEUTICALS & BIOTECHNOLOGY	0.47%	BITES LIMITED	CONSTRUCTION	0.31%
SAREGAMA INDIA LIMITED	ENTERTAINMENT	0.45%	WELSPUN LIVING LIMITED	TEXTILES & APPARELS	0.31%
FINOLEX INDUSTRIES LTD	INDUSTRIAL PRODUCTS	0.44%	METROPOLIS HEALTHCARE LIMITED	HEALTHCARE SERVICES	0.30%
IRCON INTERNATIONAL LIMITED	CONSTRUCTION	0.43%	CHENNAI PETROLEUM CORPORATION LTD.	PETROLEUM PRODUCTS	0.29%
GODREJ AGROVET LIMITED	FOOD PRODUCTS	0.42%	GUJARAT MINERAL DEVELOPMENT CORP.	MINERALS & MINING	0.23%
JINDAL SAW LTD	INDUSTRIAL PRODUCTS	0.40%	GUJARAT AMBUJA EXPORTS LIMITED	AGRICULTURAL FOOD & OTHER PRODUCTS	0.12%
TANLA PLATFORMS LIMITED	IT - SOFTWARE	0.39%	<b>TREPS (including TBILL held as Collateral)/</b>		
JYOTHY LABS LIMITED	HOUSEHOLD PRODUCTS	0.38%	<b>Reverse Repo/Net Current Assets/Cash/Cash Equivalent</b>		
GUJARAT STATE DEVELOPMENT LOAN	FERTILIZERS & AGROCHEMICALS	0.35%	<b>0.90%</b>		
FINE ORGANIC INDUSTRIES LIMITED	CHEMICALS & PETROCHEMICALS	0.34%	<b>Total</b>		
OLECTRA GREENTECH LIMITED	AUTOMOBILES	0.34%	<b>100.00%</b>		
SOBHA LIMITED	REALTY	0.33%			
TRIVENI ENGINEERING & INDUSTRIES LIMITED	AGRICULTURAL FOOD & OTHER PRODUCTS	0.33%			
GUJARAT NARMADA VALLEY FERT. CO. LTD	CHEMICALS & PETROCHEMICALS	0.32%			

\*Top 10 Holdings

## Performance as on May 30, 2025

Period	Navi Nifty Smallcap250 Momentum Quality 100 Index Fund - Regular Plan-Growth	Nifty Smallcap250 Momentum Quality 100 TRI*	Navi Nifty Smallcap250 Momentum Quality 100 Index Fund - Direct Plan-Growth	Nifty Smallcap250 Momentum Quality 100 TRI*
Since Inception CAGR %	15.22%	-3.01%	15.38%	-3.01%
Current Value of investment if ₹ 10000/- was invested on Inception date (in ₹)	11522	9699	11538	9699

\*In case, the start date or the end date of the concerned period is a non-business day, the NAV of the previous business day is considered for computation of returns. Past performance may or may not be sustained in future. The Direct Plan has a lower expense ratio as compared to the Regular/ Other than Direct Plan to the extent of distribution expenses, commission, etc. and no commission or distribution expenses for distribution of Units or distribution expenses are paid / charged under the Direct Plan. Standard TRIs prescribed are as per the applicable circular by SEBI. The performance of the Scheme is benchmarked to the Total Return variant of the Index TRI. @- Benchmark @@-Additional Benchmark.

## SIP Returns as on 30 May, 2025

SIP Tenure (in Years)	Since Inception
Investment Amount	10,000
Total No. of Installments	10
Total Amount Invested (in ₹)	10000
Present Value (in ₹)	21809
Nifty Smallcap250 Momentum Quality 100 TRI*	21874
Total No. Units	1893
Yield (%)	105.99

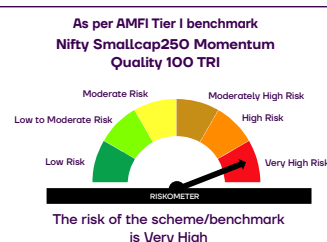
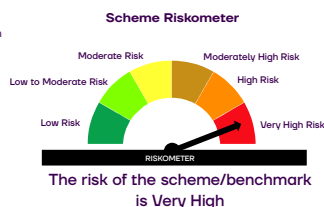
### SIP date every 1st business day of the month

SIP Returns are for regular plan. Past performance may or may not be sustained in the future. Assuming ₹10,000 invested systematically on the first Business Day of every month over a period of time. Load is not taken into consideration for computation of performance. The above investment simulation is for illustrative purpose only and should not be construed as a promise of minimum returns and safeguard of capital. The AMC/Mutual Fund is not guaranteeing or promising or forecasting any returns. SIP does not assure a profit or guarantee protection against a loss in a declining market.

## This Product Is Suitable For Investors Who Are Seeking<sup>^</sup>

- Capital appreciation over the long term.
- Investment in equity and equity related securities covered by Nifty Smallcap250 Momentum Quality 100 TRI

<sup>^</sup> Investors should consult their financial advisers if in doubt about whether the product is suitable for them.



**FUNDS AT A GLANCE FOR NAVI MUTUAL FUND**

Scheme Name	Additional Purchase amt.	Additional Purchase in multiples above	Minimum Redemption	Redemption Payout Cycle	SIP	SIP Frequency	SIP Min amt	SIP Min no. of Chgs	SIP Starting Date	SWP	SWP Frequency	SWP Min. Amt	SWP Starting Date	STP	STP Frequency	STP Min Amt	STP Starting Date	TER (Incl.GST)	AUM as on May 31, 2025
<b>NavI Nifty 50 Index Fund</b> An open ended scheme replicating/ tracking Nifty 50 Index.	₹100/-	Multiples of ₹ 1/- thereafter	₹ 100/- and in multiples of ₹ 1/- thereafter	T+1*	Yes	Daily, Weekly, Fortnightly, Monthly, Quarterly, Half Yearly	Daily- ₹100 Weekly- ₹100 Fortnightly- ₹100 Monthly- ₹1000 Quarterly- ₹1000 Half Yearly- ₹100			Yes	Monthly & Quarterly	Monthly- ₹10/- Quarterly- ₹100/-	Monthly; 5th of the month; quarterly 5th of April, July, October, January	Yes	Daily, Weekly fortnightly and Monthly	Daily- ₹ 10/- Fortnightly Weekly Monthly ₹ 10	Daily (Every Business Day), Weekly (every Wednesday) Fortnightly (every alternate Wednesday) Monthly (as on specified dates)	Reg - 0.26% Dir - 0.06%	₹ 3301.36 Crs
<b>NavI US Total Stock Market FOF</b> An open-ended FOF investing in units of the Schwab Total Stock Market ETF (VTI) or in the Schwab Total Stock Market Index Fund (SWSS).	₹100/-	Multiples of ₹ 1/- thereafter	₹ 100/- and in multiples of ₹ 1/- thereafter	T+5	Yes	Daily, Weekly, Fortnightly, Monthly, Quarterly, Half Yearly	Daily- ₹100 Weekly- ₹100 Fortnightly- ₹100 Monthly- ₹100 Quarterly- ₹100 Half Yearly- ₹100			Yes	Monthly & Quarterly	Monthly- ₹10/- Quarterly- ₹100/-	Monthly; 5th of the month; quarterly 5th of April, July, October, January	Yes	Daily, Weekly fortnightly and Monthly	Daily- ₹ 10/- Fortnightly Weekly Monthly ₹ 10	Daily (Every Business Day), Weekly (every Wednesday) Fortnightly (every alternate Wednesday) Monthly (as on specified dates)	Reg - 0.06% Dir - 0.06%	₹ 851.56 Crs
<b>NavI NASDAQ 100 Fund of Fund</b> An open-ended FOF investing in units of overseas ETFs and/or Index Fund based on NASDAQ 100 Index.	₹100/-	Multiples of ₹ 1/- thereafter	₹ 100/- and in multiples of ₹ 1/- thereafter	T+5	Yes	Daily, Weekly, Fortnightly, Monthly, Quarterly, Half Yearly	Daily- ₹100 Weekly- ₹100 Fortnightly- ₹100 Monthly- ₹100 Quarterly- ₹100 Half Yearly- ₹100			Yes	Monthly & Quarterly	Monthly- ₹10/- Quarterly- ₹100/-	Monthly; 5th of the month; quarterly 5th of April, July, October, January	Yes	Daily, Weekly fortnightly and Monthly	Daily- ₹ 10/- Fortnightly Weekly Monthly ₹ 10	Daily (Every Business Day), Weekly (every Wednesday) Fortnightly (every alternate Wednesday) Monthly (as on specified dates)	Reg - 0.30% Dir - 0.16%	₹ 968.97 Crs
<b>NavI Nifty Next 50 Index Fund</b> An open ended scheme replicating / tracking Nifty Next 50 Index.	₹100/-	Multiples of ₹ 1/- thereafter	₹ 100/- and in multiples of ₹ 1/- thereafter	T+1*	Yes	Daily, Weekly, Fortnightly, Monthly, Quarterly, Half Yearly	Daily- ₹100 Weekly- ₹100 Fortnightly- ₹100 Monthly- ₹100 Quarterly- ₹100 Half Yearly- ₹100		Daily, Weekly, Fortnightly, alternate Wednesday/ Monday-Any Day of the month except 29th, 30th, 31st/Quarterly - Any Day of the month except for the month of the month except 29th, 30th, 31st/Quarterly - Any Day of the month except for the month of the month except 29th, 30th, 31st/Quarterly - Any Day of the month except for the month of the month except 29th, 30th, 31st	Yes	Monthly & Quarterly	Monthly- ₹10/- Quarterly- ₹100/-	Monthly; 5th of the month; quarterly 5th of April, July, October, January	Yes	Daily, Weekly fortnightly and Monthly	Daily- ₹ 10/- Fortnightly Weekly Monthly ₹ 10	Daily (Every Business Day), Weekly (every Wednesday) Fortnightly (every alternate Wednesday) Monthly (as on specified dates)	Reg - 0.58% Dir - 0.12%	₹ 855.77 Crs
<b>NavI Nifty Bank Index Fund</b> An open ended scheme replicating / tracking Nifty Bank Index, TRI.	₹100/-	Multiples of ₹ 1/- thereafter	₹ 100/- and in multiples of ₹ 1/- thereafter	T+1*	Yes	Daily, Weekly, Fortnightly, Monthly, Quarterly, Half Yearly	Daily- ₹100 Weekly- ₹100 Fortnightly- ₹100 Monthly- ₹100 Quarterly- ₹100 Half Yearly- ₹100			Yes	Monthly & Quarterly	Monthly- ₹10/- Quarterly- ₹100/-	Monthly; 5th of the month; quarterly 5th of April, July, October, January	Yes	Daily, Weekly fortnightly and Monthly	Daily- ₹ 10/- Fortnightly Weekly Monthly ₹ 10	Daily (Every Business Day), Weekly (every Wednesday) Fortnightly (every alternate Wednesday) Monthly (as on specified dates)	Reg - 0.80% Dir - 0.10%	₹ 646.77 Crs
<b>NavI Nifty Midcap 150 Index Fund</b> An open-ended equity scheme replicating / tracking Nifty Midcap 150 Index	₹100/-	Multiples of ₹ 1/- thereafter	₹ 100/- and in multiples of ₹ 1/- thereafter	T+1*	Yes	Daily, Weekly, Fortnightly, Monthly, Quarterly, Half Yearly	Daily- ₹100 Weekly- ₹100 Fortnightly- ₹100 Monthly- ₹100 Quarterly- ₹100 Half Yearly- ₹100			Yes	Monthly & Quarterly	Monthly- ₹10/- Quarterly- ₹100/-	Monthly; 5th of the month; quarterly 5th of April, July, October, January	Yes	Daily, Weekly fortnightly and Monthly	Daily- ₹ 10/- Fortnightly Weekly Monthly ₹ 10	Daily (Every Business Day), Weekly (every Wednesday) Fortnightly (every alternate Wednesday) Monthly (as on specified dates)	Reg - 1.00% Dir - 0.22%	₹ 286.01 Crs
<b>NavI Nifty India Manufacturing Index Fund</b> An open ended scheme replicating / tracking Nifty India Manufacturing TRI.	₹100/-	Multiples of ₹ 1/- thereafter	₹ 100/- and in multiples of ₹ 1/- thereafter	T+1*	Yes	Daily, Weekly, Fortnightly, Monthly, Quarterly, Half Yearly	Daily- ₹100 Weekly- ₹100 Fortnightly- ₹100 Monthly- ₹100 Quarterly- ₹100 Half Yearly- ₹100			Yes	Monthly & Quarterly	Monthly- ₹10/- Quarterly- ₹100/-	Monthly; 5th of the month; quarterly 5th of April, July, October, January	Yes	Daily, Weekly fortnightly and Monthly	Daily- ₹ 10/- Fortnightly Weekly Monthly ₹ 10	Daily (Every Business Day), Weekly (every Wednesday) Fortnightly (every alternate Wednesday) Monthly (as on specified dates)	Reg - 1.00% Dir - 0.22%	₹ 61.91 Crs
<b>NavI ELSS Tax Saver Nifty 50 Index Fund</b> An open-ended linked savings scheme with a statutory lock-in of 3 years and tax benefit replicating/ tracking the Nifty 50 Index	₹500/-	Multiples of ₹ 1/- thereafter	₹ 500/- and in multiples of ₹ 1/- thereafter	T+1*	Yes	Daily, Weekly, Fortnightly, Monthly, Quarterly, Half Yearly	Daily- ₹500 Weekly- ₹500 Fortnightly- ₹500 Monthly- ₹500 Quarterly- ₹500 Half Yearly- ₹500			Yes	Monthly & Quarterly	Monthly- ₹500/- Quarterly- ₹500/-	Monthly; 5th of the month; quarterly 5th of April, July, October, January	Yes	Daily, Weekly fortnightly and Monthly	Daily- ₹ 500/- Fortnightly Weekly Monthly ₹ 500	Daily (Every Business Day), Weekly (every Wednesday) Fortnightly (every alternate Wednesday) Monthly (as on specified dates)	Reg - 1.00% Dir - 0.10%	₹ 95.12 Crs

**FUNDS AT A GLANCE FOR NAVI MUTUAL FUND**

Scheme Name	Additional Purchase amt.	Additional Purchase in multiples above	Minimum Redemption	Min Redemption units	Redemption Payout Cycle	SIP	SIP Frequency	SIP Min amt	SIP Min no. of Chqs	SIP Starting Date	SWP	SWP Frequency	SWP Min. Amt	SWP Starting Date	STP	STP Frequency	STP Min Amt	STP Starting Date	TER (Incl.GST)	AUM as on May 31, 2025
<b>Navi BSE Sensex Index Fund</b> An open-ended scheme replicating/ tracking BSE SENSEX Index.	₹ 100/-	Multiples of ₹ 1/- thereafter	₹ 100/- and in multiples of ₹ 1/- thereafter	1 units or account balance whichever is lower	T+1*	Yes	Daily Monthly Fortnightly Quarterly Half Yearly	Daily- ₹100 Monthly- ₹100 Fortnightly- ₹100 Quarterly- ₹100 Half Yearly- ₹100			Yes	Monthly & Quarterly	Monthly- ₹10/- Quarterly - ₹10/-	Monthly, 5th of the month; quarterly 5th of April, July, October, January	Yes	Daily, Weekly fortnightly and Monthly	Daily- ₹ 10/- Fortnightly Weekly Monthly ₹ 10	Daily (Every Business Day), Weekly (every Wednesday) Fortnightly (every alternate Wednesday) Monthly (as on specified dates)	Reg - 0.90% Dir - 0.14%	₹ 18,30 Crs
<b>Navi Nifty IT Index Fund</b> An open-ended Index Scheme replicating/ tracking Nifty IT Index	₹ 100/-	Multiples of ₹ 1/- thereafter	₹ 100/- and in multiples of ₹ 1/- thereafter	1 units or account balance whichever is lower	T+1*	Yes	Daily Monthly Fortnightly Quarterly Half Yearly	Daily- ₹100 Monthly- ₹100 Fortnightly- ₹100 Quarterly- ₹100 Half Yearly- ₹100			Yes	Monthly & Quarterly	Monthly- ₹10/- Quarterly - ₹10/-	Monthly, 5th of the month; quarterly 5th of April, July, October, January	Yes	Daily, Weekly fortnightly and Monthly	Daily- ₹ 10/- Fortnightly Weekly Monthly ₹ 10	Daily (Every Business Day), Weekly (every Wednesday) Fortnightly (every alternate Wednesday) Monthly (as on specified dates)	Reg - 1.00% Dir - 0.22%	₹ 19,99 Crs
<b>Nifty 500 Multicap 50:25:25 Index Fund</b> An open ended scheme replicating/ tracking Nifty 500 Multicap 50:25:25 Index	₹ 100/-	Multiples of ₹ 1/- thereafter	₹ 100/- and in multiples of ₹ 1/- thereafter	1 units or account balance whichever is lower	T+1*	Yes	Daily Monthly Fortnightly Quarterly Half Yearly	Daily- ₹10 Monthly- ₹10 Fortnightly- ₹10 Quarterly- ₹10 Half Yearly- ₹10			Yes	Monthly & Quarterly	Monthly- ₹10/- Quarterly - ₹10/-	Monthly, 5th of the month; quarterly 5th of April, July, October, January	Yes	Daily, Weekly fortnightly and Monthly	Daily- ₹ 10/- Fortnightly Weekly Monthly ₹ 10	Daily (Every Business Day), Weekly (every Wednesday) Fortnightly (every alternate Wednesday) Monthly (as on specified dates)	Reg - 0.99% Dir - 0.25%	₹ 28,38 Crs
<b>Navi Nifty Smallcap 250 Momentum Quality 100 Index Fund</b> An open ended scheme replicating/ tracking Nifty Smallcap250 Momentum Quality 100 TRI	₹ 100/-	Multiples of ₹ 1/- thereafter	₹ 100/- and in multiples of ₹ 1/- thereafter	1 units or account balance whichever is lower	T+1*	Yes	Daily Monthly Fortnightly Quarterly Half Yearly	Daily- ₹10 Monthly- ₹10 Fortnightly- ₹10 Quarterly- ₹10 Half Yearly- ₹10			Yes	Monthly & Quarterly	Monthly- ₹10/- Quarterly - ₹10/-	Monthly, 5th of the month; quarterly 5th of April, July, October, January	Yes	Daily, Weekly fortnightly and Monthly	Daily- ₹ 10/- Fortnightly Weekly Monthly ₹ 10	Daily (Every Business Day), Weekly (every Wednesday) Fortnightly (every alternate Wednesday) Monthly (as on specified dates)	Reg - 1.00% Dir - 0.32%	₹ 13,22 Crs

**Note:** The Trustee will endeavor to declare the Dividend as per the specified frequencies, subject to availability of distributable surplus calculated in accordance with the Regulations. The actual declarations of Dividend and frequency will inter-alia depend on availability of distributable surplus calculated in accordance with SEBI (MF) Regulations and the decisions of the Trustee shall be final in this regard. There is no assurance or guarantee to the Unit holders as to the rate of Dividend nor that the Dividend will be paid regularly. Dividend payable under Dividend Payout of Income Distribution cum Capital Withdrawal option (Weekly Option) is equal to or less than ₹500 then the Dividend would be compulsorily reinvested in the option of the Scheme. In case an investor fails to specify his preference of Plans/Sub Plans/Options in the above mentioned schemes, the default Plan/Sub Plan/Options would be as above. \* SWP/STP available only after completion of statutory lock-in period of 3 years from the date of investment by the investor.

\*endeavours T+1

Any information herein contained does not constitute and shall be deemed not to constitute an advice, an offer to sell/ purchase or as an invitation or solicitation to do so for any securities of any entity, and further, Navi AMC Limited or their officers, employees, personnel, directors may be associated in a commercial, professional or personal capacity or may have a commercial interest including as proprietary traders in or with securities and / or companies and / or matters as contained in this publication and such commercial capacity or interest whether or not differing with or conflicting with this publication, shall not make or render (Navi Trustee Limited) liable in any manner whatsoever & (Navi Trustee Limited) or any of their officers, employees, personnel, directors shall not be liable for any loss, damage, liability whatsoever for any direct or indirect loss arising from the use or access of any information that may be displayed in this publication form time to time. Recipients of the information contained herein should exercise due care and caution and read the Scheme information Document(s) and Statement of Additional information (including if necessary, obtaining the advice of tax/ legal/accounting/ financial/ other professionals) prior to taking of any decision, acting or omitting to act, on the basis of the information contained herein.

Statutory details: Navi Mutual Fund has been established as a Trust under the Indian Trusts Act, 1882, sponsored by Navi MF Sponsor Private Limited (Formerly known as Anmol Como Broking Private Limited) (liability restricted to ₹1 Lakh) Trustee: Navi Trustee Limited. Investment Manager: Navi AMC Limited (the AMC).

**Returns of top 3 and bottom 3 funds managed by Ashutosh Shirwaikar**

Mr. Ashutosh Shirwaikar								
Period	Since Inception		1 Year (CAGR)		3 Years (CAGR)		5 Years (CAGR)	
	Scheme return %	TRI Return%	Scheme return %	TRI Return%	Scheme return %	TRI Return%	Scheme return %	TRI Return%
Navi Nifty Bank Index Fund	7.69	8.44	15.13	17.53	-	-	-	-
Navi Large & Midcap Fund	12.04	12.46	14.20	14.43	16.72	17.11	-	-
Navi BSE Sensex Index Fund	16.22	16.79	12.88	9.63	17.09	21.34	25.47	28.22
Navi Nifty Next 50 Index Fund	14.55	14.97	-0.68	-0.41	20.05	20.49	-	-
Navi Flexi Cap Fund	21.50	22.36	3.37	4.08	-	-	-	-
Navi Nifty India Manufacturing Index Fund	14.51	14.54	8.23	9.05	16.62	18.44	22.72	25.09

**Disclaimer:** The returns of the top 3 and bottom 3 funds managed by Ashutosh Shirwaikar are based on one year of data analysis.

Mr. Tanmay Sethi								
Period	Since Inception		1 Year (CAGR)		3 Years (CAGR)		5 Years (CAGR)	
	Scheme return %	TRI Return%	Scheme return %	TRI Return%	Scheme return %	TRI Return%	Scheme return %	TRI Return%
Navi Liquid Fund - Direct Growth	6.82	6.77	6.88	7.15	6.65	6.93	5.38	5.56
Navi Aggressive Hybrid Fund - Direct Growth	12.23	12.66	10.65	9.69	15.62	14.60	18.73	17.99

Past Performance may or may not be sustained in the future.

**Note:**

- Mr. Ashutosh Shirwaikar manages 15 schemes.
- Mr. Tanmay Sethi manages 02 number of schemes of the concerned Mutual Fund.
- Different plans shall have a different expense structure. The performance details provided herein are of direct plan.  
OPOA - [contact.mf@navi.com](mailto:contact.mf@navi.com)

Release Date: 19th June 2025

## NAVI MUTUAL FUND OFFICES

**Registered Office / Investment & Operations Office:** Vaishnavi Tech Square, 7th Floor, Iballur Village, Begur, Hobli, Bengaluru, Karnataka 560102.

**Note:** These locations are official Points of Acceptance.

**Registrar and Transfer Agent:** Rayala Tower-1, 158 Anna Salai, Chennai - 600002/ ((Computer Age Management Services Limited (CAMS))

### LIST OF POINT OF ACCEPTANCES OF COMPUTER AGE MANAGEMENT SERVICES LIMITED (CAMS)

111- 113, 1st Floor- Dewpath Building Off C G Road Behind Lal Bungalov, Ellis Bridge, Ahmedabad Gujarat 380006 camsham@camsonline.com . Trade Centre, 1st Floor, 45, Dikens Road ( Next to Manjal Centre ). Bangalore, Karnataka, 560042 camsbgl@camsonline.com . Plot No-5011/741/18/46, Office No-203 (2nd Floor), Centre Point, Sriya Talkies Road, Kharvel Nagar, Unit-3, Bhubaneswar-751001, Odisha camshbr@camsonline.com . Deshpok Tower, SCO 154-155, 1st Floor- Sector 17 Chandigarh- Punjab-160017 camscha@camsonline.com . Ground Floor No.178/10, Kodambakkam High Road, Opp. Hotel Palmgrove, Nungambakkam-Chennai-Tamilnadu-600034 camsb1t@camsonline.com . Building Name Modayil, Door No. 39/2656 D.J.2nd Floor 2A M.G. Road, Cochin - 682 016 camscoc@camsonline.com . No.1334, Thadagam Road, Thirumiruthi, Vayalpur, R.S.Puram, Behind Venkateswara Bakery, Coimbatore-641002 camscbc@camsonline.com . Plot No.3601, Nazrul Sarani, City Centre, Durgapur-751216 camscdd@camsonline.com . Office No.103, 1st Floor, Unitech City Centre, M.G.Road, Panaji Goa, Goa-403001 camsgoa@camsonline.com . 208, 1st Floor, Jade Arcade Paradise Circle, Hyderabad, Telangana, 500033 camshdy@camsonline.com . 101, Shalimar Corporate Centre, 8-B, South Tukogunj, Opp. Greenpark, Indore, Madhya Pradesh, 452001 camcind@camsonline.com . R-7, Yudhisthir Marg C-Scheme Behind Ashok Nagar Police Station, Jaipur, Rajasthan, 302001 camsjai@camsonline.com . I Floor 106 to 108 City Centre Phase II, 63/ 2, The Mall Kanpur Uttarpradesh-208001 camskpr@camsonline.com . 2/1, Russell Street, 2nd Floor, Kankaria Centre, Kolkata-700071 camscal@camsonline.com . Office No.107, 1st Floor, Vaisali Arcade Building, Plot No 11, 6 Park Road, Lucknow-226001 camsluc@camsonline.com . U/ GF, Prince Market, Green Field, Near Traffic Lights, Sarabha Nagar Pulli, Pakhawal Road, Ludhiana, Punjab, 141002 camslhd@camsonline.com . Shop No 3 2nd Floor Surya Towers, No.272/273 Goodshed Street, Madurai - 625001 camsmdu@camsonline.com . No. 4 & 5, Inland Monarch Opp. Karnataka Bank Kadi Main Road, Kadi, Mangalore, Karnataka, 575003 camsmnl@camsonline.com . Rajabhadur Compound, Ground Floor Opp Allahabad Bank, Behind ICICI Bank 30, Mumbai Samachar Marg, Fort Mumbai, Maharashtra, 400023 camsbby@camsonline.com . 145, Lendra, New Ramdaspath, Nagpur, Maharashtra, 440010 camsnpr@camsonline.com . CAMS Service Centre, 401 to 404, 4th Floor, Kanchan Jung Building, Barakhamba Road, New Delhi 110001 camsdel@camsonline.com . G-3, Ground Floor, OM Complex Near Saket Tower, SP Verma Road, Patna, Bihar, 800001 camspat@camsonline.com . Vardak Prate, 1st Floor, Survey No.46, City Survey No.1477, Hingne budruk, D.P.Road, Behind Dinanath mangeshkar Hospital, Karvenagar, Pune-411052 camspun@camsonline.com . Shop No.G-5, International Commerce Centre, Nr.Kadawala School, Majura Gate, Ring Road, Surat-395002 camssur@camsonline.com . 103 Aries Complex, Bard Road, Off R.C.Dutt Road, Alkapuri, Vadodra, Gujarat, 390007 camsvad@camsonline.com . 40-1-68, Rao & Ratnam Complex, Near Chennupati Petrol Pump, M.G. Road, Labbeipet, Vijayawada, Andhra Pradesh, 520010 camsvij@camsonline.com . Flat No GF, 2 D No 47-3-2/2, Vigneshwara Plaza, 5th Lane, Dwarkanagar, Visakhapatnam- 530 016, ANDHRA PRADESH camsviz@camsonline.com . No. 8, II Floor Maruti Tower Sanjay Place, Agra, Uttarpradesh-282002 camsgag@camsonline.com . AMC No. 423/30 Near Church Opp T B Hospital, Jaipur Road, Ajmer, Rajasthan, 305001 camsjmj@camsonline.com . 30/2, A&B, Civil Lines Station Besides, Vishal Mega Mart Stracy Road, Allahabad, Uttarpradesh-211001 camcall@camsonline.com . 256A, Scheme No.1, Arya Nagar, Alwar, Rajasthan, 301001 camswal@camsonline.com . 81, Gulsham Tower, 2nd Floor, Near Panchsheel Talkies, Amravati, Maharashtra, 444601 camsama@camsonline.com . 3rd Floor, Bearing Unit No-513, Mukut House, Amritsar-143001 camsam@camsonline.com . 101, A.P. Tower, B/H, Sardar Gun, Next to Nathwani Chambers, Anand Gujarat 388001 camsan@camsonline.com . Block - G 1st Floor, P C Chatterjee Market Complex Rambhandu Talab Po, Ushagram Anasol Westbengal Pin No 713503 camsaas@camsonline.com . 2nd Floor, Block No.D-21-D-22, Motiwalda Trade Centre, Nirala Bazar, New Samarth Nagar, Opp.HDFC Bank, Aurangabad-431001 camsaaur@camsonline.com . Classic Complex, Block No.104, 1st Floor, Saraf Colony, Khanapur Road, Tilakwadi, Belgaum-590006 camselb@camsonline.com . Kalika Temple Street, Ground Floor, Beside SBI BAZAR Branch, Berhampur-760002 camsbpr@camsonline.com . 305-306, Sterling Point, Waghawadi Road Opp. HDFC Bank, Bhavnagar Gujarat 364002 camshba@camsonline.com . 1st Floor, Plot No.3, Block No.1, Priyadarshini Pariswar, West Behind IDBI Bank, Nehru Nagar, Bhilai-490202 camsbhi@camsonline.com . C/o Kodwani Associates Shoppe No 211-213 2nd floor Indra Prasth Tower sram Ki Sabji Mandi Near Mukerjee Garden Bhiwara-311001 (Rajasthan) camshbj@camsonline.com . Plot no 10, 2nd Floor, Alankar Complex, Near ICICI Bank, MP Nagar, Zone II, Bhopal, Madhya Pradesh 462011 camshbp@camsonline.com . Mazzanine Floor, F-4, City Centre, Sector 4, Bokaro Steel City, Bokaro, Jharkhand, 827004 camskbr@camsonline.com . No.399, G T Road, 1st Floor, Above exide show room, Burdwan Westbengal 713101 camsbw@camsonline.com . 29/97G 2nd Floor, S A Arcade, Mavor Road, Arayidhatpalam, Calicut Kerala-673016 camscit@camsonline.com . Near Indian Overseas Bank Cantonment Road, Mata Math, Cuttack, Orissa, 753001 camscut@camsonline.com . 13, 1st Floor, Akkamahadevi Samaj Complex, Church Road, P.J.Extension, Davangere, Karnataka, 577002 camsdvg@camsonline.com . 204/121 Nari Shilp Mandir Marg (1st) Old Connaught Place, Chakrata Road, Dehradun, Uttarakhand, 248001 camsdun@camsonline.com . Urmila Towers, Room No: 111 (1st Floor) Bank More Dhanbad, Jharkhand, 826001 camshda@camsonline.com . 197, Seshiyar Complex, Agraharam Street, Erode, Tamilnadu, 638001 camserd@camsonline.com . B-49, 1st Floor, Nehru Ground, Behind Anupam Sweet House NIT, Faridabad, Haryana, 121001 camsfab@camsonline.com . 1st Floor, C-10 RDC Rajnagar, Opp Kacheri Gate No.2, Ghaziabad-201002 camsgaz@camsonline.com . Shop No.5 & 6, 3rd Floor, Cross Road The Mall, A D Tiraha, bank Road, Gorakhpur-273001 camsgor@camsonline.com . Door No.31-13-1158, 1st floor, 13/1, Arundelpet, Ward No.6, Guntur-522002 camsgun@camsonline.com . Unit No-115, First Floor Vipul Agora Building, Sector-28, Near Sahara Mall, Mehrauli, Gurgaon Road, Chakkarpur , Gurgaon-122001 camsgur@camsonline.com . Door No.13-13-1158, 1st floor, 13/1, Arundelpet, Ward No.6, Guntur-522002 camsgun@camsonline.com . C-6 Global Automation, Kailash Vihar Colony, Opp. Income Tax Office, City Centre Gwalior Madhya Pradesh-474002 camsgwa@camsonline.com . No.204 - 205, 1st Floor ' B ' Block, Kundagol Complex, Opp. Court, Club Road, Hubli, Karnataka, 580029 camshub@camsonline.com . 8, Ground Floor, Datt Towers, Behind Commercial Admohya, Napier Town, Jabalpur, Madhya Pradesh, 482001 camsjab@camsonline.com . 144, Vijay Nagar, Near Capital Small Finance Bank, Football Chowk, Jalandhar City-144001 camsjal@camsonline.com . Rustomji Infotech Services 7/0, Navipeth Opp. Old Bus Stand, Jalgaon, Maharashtra, 425001 camsjlg@camsonline.com . 207, Manek Centre, P N Marg, Jamnagar, Gujarat, 361001 camsjam@camsonline.com . Millennium Tower, "R" Road, Room No:15 First Floor, Bistupur, Jamshedpur, Jharkhand, 831001 camsjjp@camsonline.com . 1/5, Nirmal Tower, 1st Chopasani Road, Jodhpur, Rajasthan, 342003 camsjjd@camsonline.com . 2 B, 3rd Floor, Ayodhya Towers, Station Road, Kolhapur, Maharashtra, 416001 camskhp@camsonline.com . B-33 'Kalyan Bhawan, Near Triangle Park, Vallabh Nagar, Kota, Rajasthan, 324007 camskot@camsonline.com . 1307 B, Puthenparambil Building, KSACS Road, Opp. ESIC Office, Behind Malayala Manorama Muttambalam P O, Kottayam-686501 camsktm@camsonline.com . 108 1st Floor Shivam Plaza, Opp: Eves Cinema, Hapur Road, Meerut, Uttarpradesh, 250002 camsmee@camsonline.com . H-21-22, 1st Floor, Ram Ganga Vihar Shopping Complex, Opposite State Tax Office, Moradabad-244001 camsmdb@camsonline.com . Brahman Toll, Durgasthan Gola Road, Muzaffarpur, Bihar, 842001 camsmuz@camsonline.com . No.1st Floor, CH 26 7th Main, 5th Cross, (Above Trishakti Medicals), Saraswati Puram, Mysore, Karnataka, 570009 camsmys@camsonline.com . 1st Floor, "Shraadhika Niketan", Tilak Wadi, Opp. Hotel City Pride, Sharapur Road, Nasik-422002 camsnks@camsonline.com . 97/56, 1 Floor, Immadisetti Towers Ranganayakulapet Road, Santhapet, Nellore, Andhra Pradesh, 524001 camsnel@camsonline.com . SCO 83-84, First Floor, Devi Lal Shopping Complex, Opp RBL Bank, G.T.Road, Panipat, Haryana, 132103 camsnhp@camsonline.com . No.35 New Lal Bagh, Opp. Polo Ground, Patiala-147001 camspat@camsonline.com . S-8, 100, Jawaharthal Nehru Street (New Complex, Opp. Indian Coffee House), Pondicherry, Pondicherry, 605001 camspdy@camsonline.com . HIG-C-23 Sector -1, Devendra Nagar, Raipur, Chattisgarh, 492004 camsrar@camsonline.com . Door No 6-2-12, 1st Floor, Rajeswari Nilayam, Near Vamsikrishna Hospital, Nyapathi Vari Street, T Nagar, Rajahmundry, Andhra Pradesh, 533101 camsrjm@camsonline.com . Office 207 - 210, Everest Building, Harihar Chowk Opp Shastri Maidan, Limda Chowk, Rajkot, Gujarat, 360001 camsrja@camsonline.com . 4B, Hub Road No.206, 2nd Floor Shri Lok Complex H B Road Near Pirayatal, Ranchi, Jharkhand, 834001 camsrnc@camsonline.com . 2nd Floor, J B S Market Complex, Uditi Nagar, Rourkela-769012 camsrour@camsonline.com . No.2, 1 Floor Vivekananda Street, New Fairlands, Salem, Tamilnadu, 636016 camssal@camsonline.com . C/o Raj Tibrewal & Associates, Opp.Town High School, Sansarak Sambalpur, Orissa, 768001 camssam@camsonline.com . No.78, Haren Mukherjee Road, 1st Floor, Beside SBI Hakimpura, Siliguri-734001 camssil@camsonline.com . (1), Binny Compound II, Street, Kumaran Road, Tirupur, Tamilnadu, 641601 camstpr@camsonline.com . No.8, Floor, 8th Cross West Extn, Thillainagar, Trichy, Tamilnadu, 620018 camsttr@camsonline.com . R S Complex, Opp of LIC Building, Pattom PO, Trivandrum, Kerala, 695004 camstvtr@camsonline.com . No.32, Ahinsapur, Fatehpura Circle, Udaipur-315001 camstud@camsonline.com . 3rd floor, Gita Nivas, opp Head Post Office, Halar Cross Lane, Valsad, Gujarat, 396001 camsvat@camsonline.com . Office no 1, Second floor, Bhawani Market, Building No. D-58/2-AI, Rathvira, Andhra Pradesh, 520010 camsvat@camsonline.com . AKT Complex, 2nd Floor, No.1,3, New Sankaranpalayam Road, Tolgate, Vellore-632001 camsvel@camsonline.com . Hno. 2-4-641, F-7, 1st Floor, A.B.K.Mall, Old Bus Depot Road, Ramnagar, Hanamkonda, Warangal, Telangana- 506001 camswgl@camsonline.com . B C Sen Road, Balasore, Orissa, 756001 camslbs@camsonline.com . JRDs Heights Sector 14 Nanak Nagar Near Peaks Auto Showroom Jammu Jammu & Kashmir, 180004 camsjmu@camsonline.com . No.18/47/A, Govind Nilaya, Ward No.20, Sangankal, Moka Road, Gandhinagar, Ballari-583102 camsbry@camsonline.com . 214-215, 2nd Floor, Shivani Park, Opp. Shankheswar Complex, Kailowadi, Navsari -396445, Gujarat camsmvs@camsonline.com . SCO 06, Ground Floor, MR Complex, Near Sonipat Stand Delhi Road, Rohtak-124001 camcrok@camsonline.com . Shop No .6, Door No-19-10-8, (Opp to Passport Office), AIR Bypass Road, Tirupati-517501, Andhra Pradesh camstpt@camsonline.com . A-1/50, Block A Kalyani - Nadia Dt, PIN- 741235 camskal@camsonline.com . Office No.4-5, First Floor, RTO Relocation Commercial Complex-B, Opp.Fire Station, Near RTO Circle, Bhub-Kitich-370001 camsbjw@camsonline.com . Flat No 109, 1st Floor A Wing, Kalyani Town 126 Siddheshwar Path, Near Pangal High School, Solapur, Maharashtra, 413001 camslsp@camsonline.com . "Aastha Plus", 202-A, 2nd Floor Sardarbag Road, Nr. Alkapuri Opp. Zansi Rani Statue, Junagadh Gujarat-362001 camsjdh@camsonline.com . Shop No - F -56 First Floor, Omkar Complex Opp Old Colony, Nr. Valia Char Rasta, GIDC, Ankleshwar, Gujarat, 393002 camskli@camsonline.com . Uthram Channbers (Ground Floor), Thamarakulam, Kollam-691006 camsklm@camsonline.com . No.372/18D, 1st Floor Above IDBI Bank, Beside V-Mart, Near RAKSHAN, Gwalior Road, Jhansi-284001 camsjhs@camsonline.com . City Enclave, Opp. Kumar Nursing Home Ramghat Road Aligarh Uttarpradesh-202001 camsalg@camsonline.com . 117 / A / 3 / 22, Shukrawar Peth, Sargam Apartment, Sotara, Maharashtra, 415002 camssat@camsonline.com . No.28/8 1st Floor, Balakrishna Colony, Pachaiappa Street, Near VVP Lodge, Kumbakonam - 612001 camskum@camsonline.com . Ground Floor, Gurudwara Road, Near Old Vijaya Bank, Bhagalpur - 812001 camsbgl@camsonline.com . F-62-63, 2nd Floor, Butler Plaza Commercial Complex Civil Lines Bareilly Uttarpradesh-243001 camsbly@camsonline.com . Opp. RLT Science College Civil Lines, Akola, Maharashtra, 444001 camskak@camsonline.com . 124-B/R, Model Town Yamunanagar, Yamuna Nagar, Haryana, 135001 camsnrn@camsonline.com . SSJM Jalan Road, Ground Floor Opp. Hotel Ashoke, Caster Town, Deoghar, Jharkhand, 814112 camsdco@camsonline.com . HNo.7-1-257, Upstairs S B H mangamathota, Karimnagar, Telangana, 505001 camskri@camsonline.com . Bandi Subbaramaiah Complex, D.No.3/1718, Shop No. 8, Raja Reddy Street, Kadapa, Andhra Pradesh, 516001 camskdp@camsonline.com . I Floor, Opp. Panchayat Bhawan Main gate Bus stand, Shimla, Himachal Pradesh, 171001 camssml@camsonline.com . Room No.PP.14/435 Casa Marina Shopping Centre, Talap, Kannur, Kerala, 670004 camsknr@camsonline.com . 1st Floor, Subhadra Complex Urban Bus Stand, Gujarat, 384002 camsgna@camsonline.com . Municipal Market, Annanda Chowk, Hazaribag, Jharkhand, 825301 camshaz@camsonline.com . 15-570-35, 1 Floor, Pallavi Towers, Subash Road, Opp. Canara Bank, Anantapur, Andhra Pradesh, 515001 camsatp@camsonline.com . Shop No.26 and 27, Door No.39/265A and 39/265B, Second Floor, Skanda Shopping Mall, Old Chalk Talkies, Vaddageri, 39th Ward, Kurnool-518001 camskpn@camsonline.com . No-12, Opp. HDFC Bank, Red Square Market, Hisar, Haryana, 125001 camshsr@camsonline.com . 18 L Block Sri Ganganagar, Rajasthan, 335001 camsgng@camsonline.com . 2907 GH, G.D. Near Zila Parishad, Bhatinda, Punjab, 151001 camsbti@camsonline.com . No.65 1st Floor, Kishanappa Compound, Smt. Hosmane Extn, Shimoga, Karnataka, 577201 camshsi@camsonline.com . Door No. 18/507(3) Anugraha, Garden Street, College Road, Palakkad-678 001, Kerala camspkd@camsonline.com . F4-Classic Heritage, Near Axis Bank, Opp.BPS Club, Pajifund, Margao, Goa-403601 camsmrg@camsonline.com . 126 G, V.P.Towers, Kovai Road, Basement of Axis Bank Karur, Tamilnadu, 639002 camskar@camsonline.com . Behind rajasthan patrika In front of vijaya bank 1404, amar singh pura Bikaner.334001 camsbkn@camsonline.com . D.No.25-4-29, 1st floor, Komminreddy vari street, Beside Warf Road, Opp swathi medicals, Kakinada-533001 camskkd@camsonline.com . Shop No.B-104, First Floor, Near Parayan Plaza, Link Road, Bilaspur (C.G)-495001 camsbil@camsonline.com . 208, 2nd Floor HEENA ARCADE, Opp. Tirupati Tower Near G.I.D.C. Char Rasta, Vapi, Gujarat, 391695 camsvap@camsonline.com . SCO 48-49, Ground Floor, Opp.pearl, Near Parayan Plaza, Link Road, Bilaspur (C.G)-495001 camsbil@camsonline.com . 208, 2nd Floor HEENA ARCADE, Opp. Tirupati Tower Near G.I.D.C. Char Rasta, Vapi, Gujarat, 391695 camsvap@camsonline.com . 1 Floor, Krishna Complex Opp. Hathi Gate Court Road, Saharanpur, Uttarpradesh, 247001 camssah@camsonline.com . "Silver Palace" OT Road, Lada-Kharagpur, G-P-Barokla, P.S.Kharagpur Local, Dist West Midnapore-721305 camshkg@camsonline.com . 1st Floor, Room No-61(63), International shopping Mall, Opp. ST Thomas Evangelical Church, Above Thomsan Bakery, Manjady, Thiruvalla-689105 camstvl@camsonline.com . Doctor's Work Building, Door No. 14/2562, 1st floor, North of Iron Bridge, Near Hotel Arcadia Regency, Alleppey, Kerala, 688001 camsalp@camsonline.com . E-3, Ground Floor, Sector 3, Near Fresh Food factory, Noida-201301 camsnoid@camsonline.com . Dev Corpora, 1st Floor, Office No.102, Cadbury Junction, Eastern Express Way, Thane-400601 camsthne@camsonline.com . No.351, Icon, 501, 5th Floor, Western Express Highway, Andheri East, Mumbai-400069 camsdah@camsonline.com . Jiveshwar Krupa Bldg Shop, NO.2, Ground Floor, Tilak Chowk, Harbhat Road, Sangli, Maharashtra-416416 camssgl@camsonline.com . Shop No 6, Ground Floor, Anand Plaza Complex, Bharat Nagar, Shivaji Putta Road, Jalna, Maharashtra, 431203 camsjal@camsonline.com . Platinum Mall, Office No.307,3rd Floor, Jawahar Road, Ghatkopar East, Mumbai-400077 camsgkp@camsonline.com . 501 - TIARA, CTS 617, 617-1-4, Off Chandavarder Lane, Mahareswara Nagar, Borivali - West, Mumbai - 400092 Cambsor@camsonline.com . BSEL Tech Park, B-505, Plot No.39/5 & 39/5A, Sector 30A, Opp.Vashi Railway Station, Vashi, Navi Mumbai-400705 camsvsh@camsonline.com . Aggarwal Cyber Plaza-II, Commercial Unit No-371, 3rd Floor, Plot No C-7, Netaji Subhash Palace, Pitampura-110034 camspkl@camsonline.com . 3rd Floor, B R Complex, No.66, Door No.11A, Ramakrishna Iyer Street, Opp.National Cinema Theatre, West Tambaram, Chennai-600045 camstam@camsonline.com . Office Number 112, 1st Floor, Mahatta Tower, B Block Community Centre, Janakpuri, New Delhi -110058 camsgdel@camsonline.com . First Floor, No.171/- (272) 12th Cross Road, Wilson Garden, Bangalore-560027 camsbwg@camsonline.com . A-111, First Floor, R K Casta, Behind Patel Super Market, Station Road, Bharuch-392001 camsbhr@camsonline.com . No.29, Avtar Colony, Behind vishal mega mart, Karnal-132001 camsknl@camsonline.com . Office No.503, Buildmore Business Park, New Canca By pass Road, Ximer, Madhya Pradesh, 4803507 Not applicable . F142, First Floor, Ghantakara Complex Gunj Bazar, Nadia, Gujarat, 387001 camsndi@camsonline.com . 3, Adetade Apartment, Christin Mohola, Behind Gulshan-E-Iran Hotel, Amardeep Talkies Road, Bhusawal, Maharashtra, 425201 Not applicable . A/177, Kailash Complex Opp. Kheadud Cent Gondal, Gujarat, 360311 camsgdt@camsonline.com . No DU 8, Upper Ground Floor, Behind Technolect Clinic, Suvicha Complex Near ICICI Bank, Vasco, Goa, 403802 Not applicable . 3/1, R.N. Mukherjee Road, 3rd Floor, Office space -3C, "Shreeram Chambers", Kolkata -700 001 Not applicable. No.158, Rayala Tower-1, Anna salai, Chennai-600002 chennai\_isc@camsonline.com . No.31st Floor, Shree Parvati, Plot No.1/175, Opp. Mauli Sabhagruh, Zopodi Canteen, Saveli, Ahmednagar-414003 camsaah@camsonline.com . C/O RAJESH MAHADEV & CO SHOP NO 3, 1st Floor, JAMIA COMLEX STATION ROAD BASTI PIN - 272002 cambsbt@camsonline.com . 2nd Floor, Parasra Road, Near Surya Lodge, Sood Complex, Above Nagpur CT Scan, Chhindwara, Madhya Pradesh 480001 camschh@camsonline.com . 3, Ashok Nagar, Near Heera Vatika, Chittorgarh, Rajasthan 312001 camscor@camsonline.com . Ground Floor, Belhadrapur, Near Sahara Office, Laheriasarai Tower Chowk, Laheriasarai, Darbhanga- 846001 camsdar@camsonline.com . 16A/63A, Pidamaneri Road, Near Indoor Stadium, Dharmapuri, Tamilnadu 636701 camsdmp@camsonline.com . House No 3140, Opp Liberty Furniture, Jammatal, Bajaj Road, Near Tower Garden, Dhule, Maharashtra 424001 camsdhu@camsonline.com . No.1/13/196A, Civil Lines, Behind Tripati Hotel, Faizabad, Uttarpradesh-224001 camsfzd@camsonline.com . Shyam Sadan, First Floor, Plot No.120, Sector 1A, Gandhinagar-370201 camsgdm@camsonline.com . Pal Complex, 1st Floor, Opp. City Bus Stop, SuperMarket, Gulbarga, Karnataka 585101 camsglg@camsonline.com . MOUZA-BASUDEPUR, J.L. No. 126, Halida Municipality, Ward No 10, Durgachak, Halida - 721602 camshdh@camsonline.com . Durga City Centre, Nainital Road, Haldwani, Uttarakhand-263139 camshdw@camsonline.com . D-78, First Floor, New Durga Bazar, Near Railway Crossing, Himmatnagar, Gujarat 383001 camshim@camsonline.com . Near Archies Gallery, Shilma Pahari Chowk, Hoshiarpur, Punjab 146001 camshhp@camsonline.com . Survey No.25/204, Attibele Road, HCF Post, Mathrigiri, Above Time Kids School, Oppsite To Kuttys Frozen Foods, Hosur-635110 camshos@camsonline.com . 248, Fort Road Near Amber Hotel, Jaunpur Uttarpradesh-222001 camsjnp@camsonline.com . 1st Floor, Gaurunak dharmakata, Jabalpur Road, Bargawan, Katni, Madhya Pradesh 483501 camskat@camsonline.com . Shop No: 11 - 2 - 313, 1st floor, Phillips Complex, Balajinagar, Wyra Road, Near Baburao Petrol Bank, Khammam, Telangana 507001 camskmm@camsonline.com . Daxhinagar Abson, Opp Lane of Hotel Kalinga, SM Pally, Malda, Westbengal 732101 camsmld@camsonline.com . Shop No-A2, Basement floor, Academy Tower, Opposite Corporation Bank, Manipal, Karnataka 576100 camssmp@camsonline.com . 159/160 Vikas Bazar Mathura Uttarpradesh-281001 camsmtr@camsonline.com . No.9, New Town, Opp. Jaswal Hotel, Daman Building, Moga-142001 camsmog@camsonline.com . 156A / 1, First Floor, Lakshmi Vilas Building Opp. To District Registrar Office, Trichy Road, Namakkal, Tamilnadu 637001 camsmnk@camsonline.com . Gopal Trade center, Shop No.13-14, 3rd Floor, Nr.BK Mercantile bank, Opp.Old Gunj, Palanpur-585001 camspal@camsonline.com . 17, Anand Nagar Complex Opposite Moti Lal Nehru Stadium SAI Hostel Jail Road Reareilly Uttar pradesh -229001 camsrre@camsonline.com . No 59 A/1, Railway Feeder line (Near Railway Station) Rajapalayam Tamilnadu-626117 camsrjp@camsonline.com . Daffria & Co.No.18, Ram Bagh, Near Schor's School, Rattiam, Madhya Pradesh 475001 camsrjm@camsonline.com . Orchard Tower, Gr Floor, Gola No.06, S.No.301/Palki 1/2, Nachane Municipality, Aat.Arogya Mandir, Nachane Link Road, At, Post, Tal. Ratnagiri Dist. Ratnagiri-415612 camsrng@camsonline.com . 22, Civil Lines, Ground Floor, Hotel Krish Residency, Roorkee, Uttarakhand-247667 camsrke@camsonline.com . Opp. Somani Automobiles, S Bhagwanjagar, Madhya Pradesh 470002 camssga@camsonline.com . B. Jiljipura, Near Old Dist Hospital, Jail Road, Shahjahanpur Uttarpradesh-242001 camsshp@camsonline.com . Ground Floor of CE Deepak Gupta, M & G Complex, Bhawna marg, Beside Over Bridge, bansal Cinema Market, Sira Haryana, 125055 camssrs@camsonline.com . Arya Nagar Near Arya Kanya School Sitapur Uttarpradesh-261001 camstsp@camsonline.com . 1st Floor, Above Sharma General Store, Near Sansi Rest house, The Mall, Solan, Himachal Pradesh 173212 camssl@camsonline.com . Door No 4-4-96, First Floor, Vijaya Ganapathi Temple Back Side, Nanubala Street, Srikalakum, Andhra Pradesh 532001 camssrk@camsonline.com . 967, Civil Lines Near Pant Stadium Sultapur Uttarpradesh-228001 camssln@camsonline.com . Shop No.12, M.D. Residency, Swastik Cross Road, Surendranagar - 363001 camssng@camsonline.com . Bangiya Vidyalaya Road, Near Old post office, Durgabari, Tinsukia, Assam, Pin - 786125 camstin@camsonline.com . 4B/A16, Mangal Mall Complex, Ground Floor, Mani Nagar, Tuticorin Tamilnadu-628003 camstcn@camsonline.com . Adjacent to our existing Office at 109, 1st Floor, Siddhi Vinayak Trade Centre, Shahid Park, Ujjain - 456010 camsjnj@camsonline.com . Pushpam, Tilakwadi, Opp. Dr. Shrotri Hospital, Yavatmal, Maharashtra 445001 camsvav@camsonline.com . No.15-31-2M-1/4, 1st floor, 14-A, MIG, KPBB colony, Kukatpally, Hyderabad-500072 camshyb@camsonline.com .

MUTUAL FUND INVESTMENTS ARE SUBJECT TO MARKET RISKS, READ ALL SCHEME RELATED DOCUMENTS CAREFULLY.

### QUICK CONNECT



<https://navi.com/mutual-fund>



Toll free : 1800 203 2131



[mf@navi.com](mailto:mf@navi.com)